



TNT Express

ExpressConnect

# ExpressConnect Shipping Integration Guide

Version 1.2

TNT ExpressConnect Shipping Technical Guide	Version: 1.2
	Date: 09 September 2014

## Revision History

Date	Version	Description
13/11/2012	1.0	First revision of technical user guide for ExpressConnect Shipping
22/05/2014	1.1	Update to insurance value description to include explanation of how it affects enhanced liability
09/09/2014	1.2	Updated test harness URL. Amended access ID from 7 to 8 digits. Removed receiver pays account number registration requirement.

## Table of Contents

1.	INTRODUCTION	4
2.	CONNECTING TO THE TNT SERVER	7
2.1	MICROSOFT.XMLHTTP	10
2.2	VBSCRIPT CONNECTION CODE EXAMPLE	11
2.3	JAVASCRIPT CONNECTION CODE EXAMPLE	12
3.	XML FORMAT: INPUT	14
3.1	TABLE OF XML ELEMENTS	14
3.2	MANDATORY FIELDS (INPUT XML)	22
3.3	DATA RULES (INPUT XML)	24
3.4	EXAMPLE OF INPUT XML	25
3.5	RECEIVER PAYS	32
3.6	EXAMPLE OF 'Receiver pays' INPUT XML	33
3.7	DTD (DOCUMENT TYPE DEFINITION)	38
3.8	FORMAT	41
3.9	HOW TO SEND THE ACCESS KEY	42
4.	XML FORMAT: RESULTS	43
4.1	TABLE OF XML ELEMENTS	43
4.2	EXAMPLE OF RESULTS XML (INTERNATIONAL)	45
4.3	EXAMPLE OF RESULTS XML (UK DOMESTIC)	47
5.	XML FORMAT: SHIPPING DOCUMENTS	50
5.1	TABLE OF XML ELEMENTS	50
5.2	EXAMPLE OF CONSIGNMENT NOTE XML	53
5.3	EXAMPLE OF LABEL XML	56
5.4	EXAMPLE OF MANIFEST XML	59
5.5	EXAMPLE OF INVOICE XML	62
6.	PRODUCING SHIPPING DOCUMENTS	65
6.1	DEVELOPING YOUR OWN SOLUTION	66
6.2	USING THE TNT STYLESHEETS IN AN XML COMPLIANT BROWSER	67
6.3	PRODUCING HTML WITH A COMPLIANT XML/XSL PARSER	68

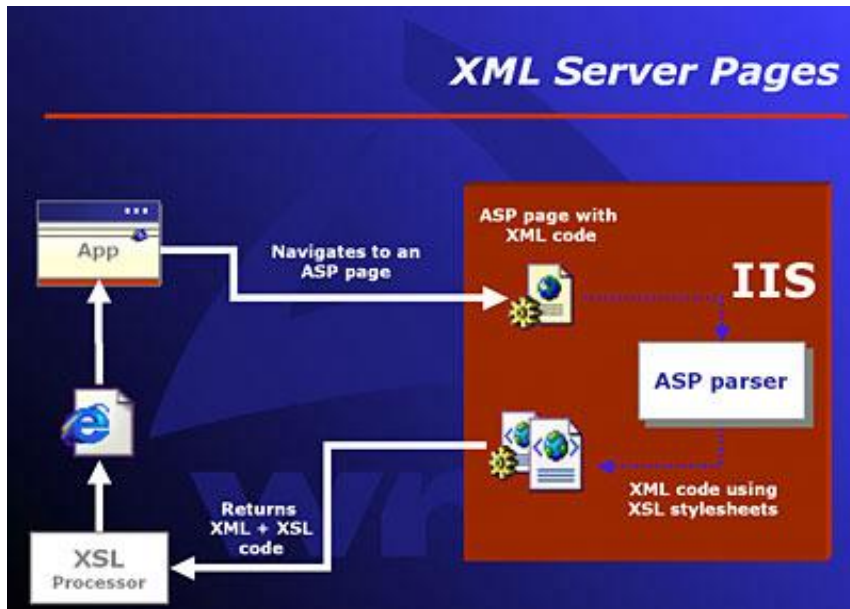
TNT ExpressConnect Shipping Technical Guide	Version: 1.2
	Date: 09 September 2014

6.4	RULES FOR PRODUCTION	69
6.5	CONSIGNMENT NOTES	70
6.6	LABELS	74
6.7	MANIFEST	77
6.8	INFORMATION TO CREATE YOUR OWN COLLECTION MANIFEST	78
6.9	SUMMARY MANIFEST	79
6.10	INFORMATION TO CREATE YOUR OWN SUMMARY MANIFEST	81
6.11	COMMERCIAL INVOICE	82
6.12	INFORMATION TO CREATE YOUR OWN COMMERCIAL INVOICE	83
7.	ERRORS	84
7.1	PARSER ERRORS	84
7.2	ERRORS RETURNED BY THE SHIPPERGATE2.ASP (ENTRY FILE)	85
7.3	APPLICATION GENERATED ERRORS	86
7.4	EXPRESS CONNECT BOOKING WITH NO COLLECTION AND BOOKING FAILURES	87
7.5	STYLESHEET RENDERING	89
7.6	TABLE OF APPLICATION GENERATED ERROR CODES, MESSAGES AND RESOLUTIONS	91
8.	Security/connectivity requirements	96
9.	APPENDIX I – First Time Trader Requirements	100
10.	APPENDIX II – TNT Terms and Conditions of Carriage	101
10.1	Terms and Conditions and Other Services - Long Form Version (01-10)	101
11.	APPENDIX III – Related Applications	110
12.	Appendix IV – ITLL	111
13.	APPENDIX V - Recommended Resources	113
14.	APPENDIX VI - ExpressConnect Booking Confirmation	114
15.	APPENDIX VII - Example Booking confirmation from backend systems	115
16.	APPENDIX VIII - Advanced Shipping Notification	116
17.	APPENDIX IX - TNT RETURNS PAPERWORK	117
18.	APPENDIX X – VB Script sample	118
19.	APPENDIX XI – Modulus 11 or 7 Check Digit	123
20.	Appendix XII – Group Codes	124

TNT ExpressConnect Shipping Technical Guide	Version: 1.2
	Date: 09 September 2014

## 1. INTRODUCTION

TNT provides a facility whereby you can connect to a TNT application over the World Wide Web and perform a number of activities upon submitted consignment data. This facility may be fully integrated with your own systems.



Using XML (extensible mark-up language) technology, the service makes collection booking and shipping functionality for single or multiple consignment submissions available.

Consignments may be created on the system, and then the details later accessed, using the created consignment numbers in order to carry out various activities, such as rating, booking, and printing. The XML format required for these options is shown later.

Consignments can also be batched, according to their group code, and be booked together or printed as one summary manifest.

The five possible activities are:

### Ship

This activity allows the customer to send their consignment information directly into TNT's back end shipping management systems without the need for a collection request. This is especially useful for customers who have a regular collection systems arranged with TNT, and therefore do not need to raise a separate collection request each time they submit data through Express Connect. The <SHIP> tag is only valid for the V2.2 interface.

### Create

This stores the consignment on the ExpressConnect Shipping database for a period of one week. Consignments can then be referred to by consignment number in later processing. A Consignment Numbers will be returned for each successful consignment creation.

### Rate

Using the same functionality as ExpressConnect Pricing, rates will be returned for the submitted consignments. A rate is the projected cost of sending a consignment via TNT for a given service. You will usually have a number of

TNT ExpressConnect Shipping Technical Guide	Version: 1.2
	Date: 09 September 2014

options with regards to the level of service you require for sending a consignment. Rating a consignment will return a rate for all available services unless a specific service is specified.

### Book

Once the consignment details are complete, the consignments are sent up to the central booking system and a success/fail message returned. If the customer name and account details are not recognized then a First Time Trader flag will be returned, warning the customer to expect security checks (see appendix I for details). Consignments can be batched for booking by including the group code for the group of consignments.

In order to test booking without sending data to the TNT backend systems and actually creating a real booking it is possible to request a test id for your company in addition to the live userid.

Two different confirmations are available. ExpressConnect can be set up to provide an email to confirm it has received and processed information; this is on a per userid basis. And the TNT booking system can send an email to the sender/collection email address provided in the input XML to confirm the actual booking in the backend systems together with the actual booking reference number.

When a customer requests a shipment using v2.2, they may also specify an additional attribute to the <BOOK> tag called ShowBookingRef.

```
<BOOK ShowBookingRef="Y">
  <CONREF>ref2</CONREF>
</BOOK>
```

Setting the ShowBookingRef attribute to 'Y' will, when a collection request is raised successfully in TNT's collection booking system, return the booking reference number within the <BOOKINGREF> tag.

```
<BOOK>
  <CONSIGNMENT>
    <CONREF>ref2</CONREF>
    <CONNUMBER>GE857115020GB</CONNUMBER>
    <SUCCESS>Y</SUCCESS>
    <FIRSTTIMETRADER>Y</FIRSTTIMETRADER>
    <BOOKINGREF>CVT 803567</BOOKINGREF>
  </CONSIGNMENT>
</BOOK>
```

### Print

There are four shipping documents available for the customer's submitted consignments: Consignment Note (Con note), (address) label, commercial invoice and manifest. These will be returned with a style sheet, viewable as a document in your web browser. The manifest that is printed can take the form of a summary manifest if the group code is used, as opposed to the individual consignment numbers or references. The XML data returned is the same for the manifest and summary manifest, but with a different XSL style sheet specified in the processing instruction.

Your consignment data will be passed to TNT in a predetermined XML format. You will get the data to TNT by opening an http socket level connection to a given URL and port (otherwise known as an HTTP connection), thus connecting your own web server with that of TNT. The XML document sent in must be passed as a URL encoded string.

Return data from TNT will be formatted as XML, again in a predetermined structure (in the case of printing, the

TNT ExpressConnect Shipping Technical Guide	Version: 1.2
	Date: 09 September 2014

XML will be associated with a style sheet, allowing the document to be displayed in a browser and printed). When the data is returned to you, you may parse it for storage or presentation, as required.

It is also possible for the printed documentation to be sent as HTML files to a given email address. This is useful when arranging consignments to be collected from a different site to the ExpressConnect installation.

TNT ExpressConnect Shipping Technical Guide	Version: 1.2
	Date: 09 September 2014

## 2. CONNECTING TO THE TNT SERVER

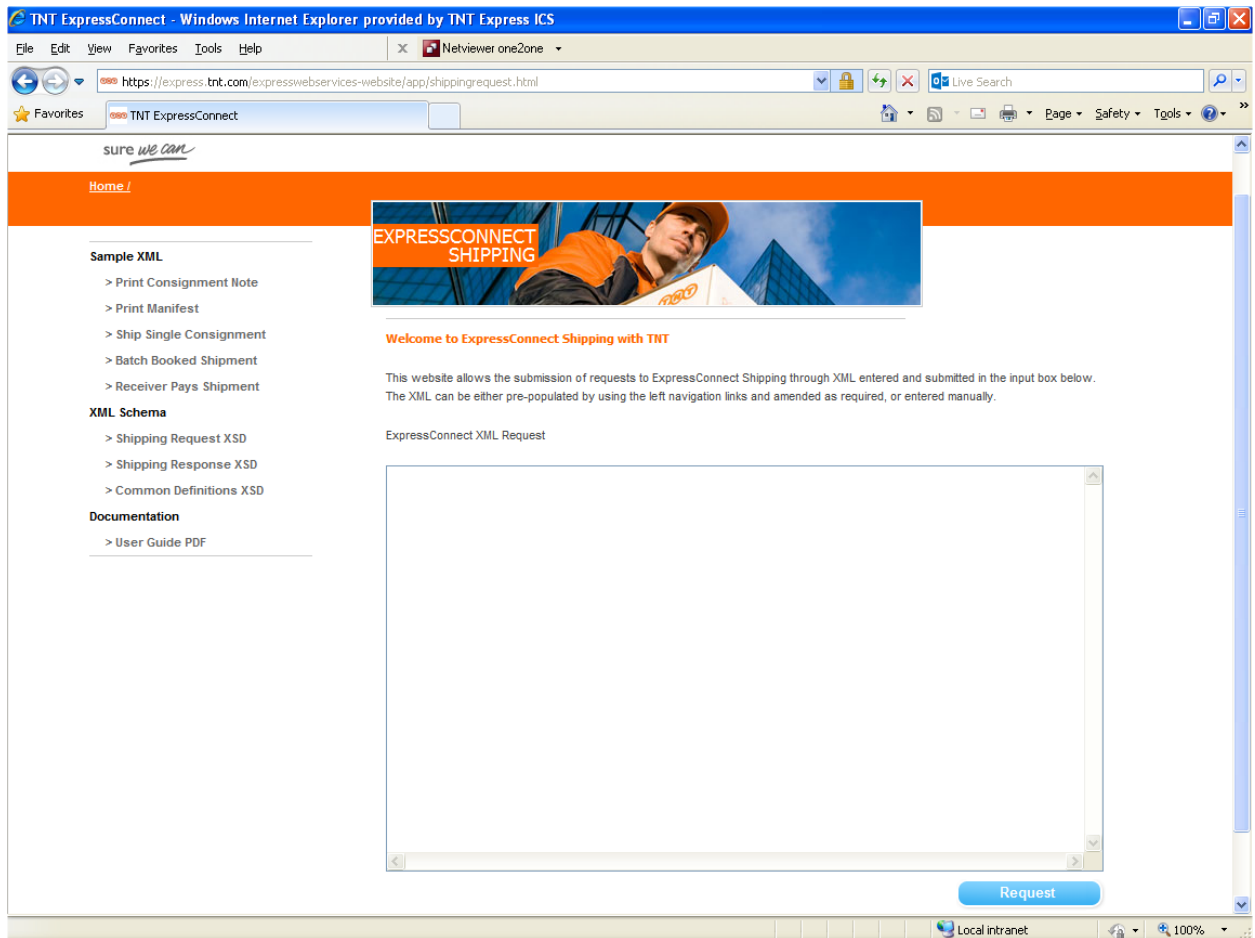
A new user of the TNT ExpressConnect Shipping application will need to complete the following steps before attempting to send an XML document directly to the TNT server.

1. The IP address of the customer's **server** (not their PC) must be added to the TNT firewall rule base, so that any calls to the TNT server from this server will be allowed through. In the case that the customer has more than one server with access required, for example, a test environment and a live environment, each server's IP address must be given. Please note that 5 working days notice is required before the requested IP addresses are added to the TNT firewall. The TNT representative will arrange this.
2. Customers are setup with their own company id and password, required for each ExpressConnect submission. The customer may also request that their account numbers be registered against their logon details, this will allow them to retrieve their own personalized rates using ExpressConnect. The TNT representative will arrange this.
3. Before sending an XML document through a straight socket connection, you must verify that you can access TNT's ExpressConnect applications by successfully viewing the test/demonstration web site provided by TNT.

Some important points to note:

- ▶ The demonstration site does NOT support foreign (non-ASCII) characters.

The demonstration site simulates a simple customer interface to the back-end ExpressConnect server. It is useful for front-end developers to use as a tool to test their XML and analyse their return XML results, prior to and during the development of their front-end application. The test website is located at <https://express.tnt.com/expresswebservices-website/app/shippingrequest.html> and will look like this:



Use the Sample XML links to generate sample request XML. Use the 'Request' button to send through your test shipping XML.

The demonstration site links to the **production environment** so that it replicates exactly the results that the customer will achieve with their own front-end application.

- When testing ExpressConnect Shipping, the results come back in five separate packages. The XML results document holds the information pertaining to consignments created, rated or booked. The other four hold information required for consignment documentation: consignment notes, labels, manifest, and invoice. These four XML documents include a reference to an XSL style sheet<sup>1</sup> in the XML heading. If they are opened as XML files in IE6.0 or above, they will be automatically formatted and displayed as TNT shipping documents.
- Having made a successful submission of an XML document via the test page, you are ready to set up a socket connection and make a real XML submission using the code similar to that on the following pages.

---

<sup>1</sup> The manifest document will refer to a different style sheet if it is a summary manifest.



TNT ExpressConnect Shipping Technical Guide	Version: 1.2
	Date: 09 September 2014

Open a socket connection to the following address and port number.

Domain Name                    iConnection.tnt.com  
IP Address                       **164.39.122.33**  
Port                               81

Send the following lines, data between quotes. N.B. 1 blank line should be sent after Content-length line.

```
"POST ShipperGate2.asp HTTP/1.0"
"Accept: */*"
"User-Agent: ShipperGate_socket/1.0";
"Content-type: application/x-www-form-urlencoded";
"Content-length: X";    (replace X with the length of data plus 7 for "xml_in=")
""
"xml_in=XML document"        (this is the content of message)
```

**XML document** is the XML corresponding to the specified format (see later section).

Once the above data has been sent, read from the socket until no more data is available. The data returned will consist of some header information followed by a blank line, and then the shipping return code. This unique code is your key with which you can retrieve the various XML documents that your shipping request has produced.

The return string will look like this: COMPLETED:nnnnnnnn  
where nnnnnnn is a unique number.

You will then send this number back in to the TNT server for each XML document – results XML, consignment XML, label XML, manifest XML or invoice XML – that you need.

A code example of how this may be performed and the correct format of the requests are included below.

TNT ExpressConnect Shipping Technical Guide	Version: 1.2
	Date: 09 September 2014

## 2.1 MICROSOFT.XMLHTTP

Microsoft has added an http object to Internet Explorer 5.0 and above. If IIS is being used with IE5 installed then the socket connection is made easier. The following shows how to use the Microsoft http object. It does the same job as the connection above, but is slightly user-friendlier.

The **XMLHttpRequest** object provides client-side protocol support for communication with HTTP servers.

A client computer can use the **XMLHttpRequest** object (Microsoft.XMLHTTP) to send an arbitrary HTTP request, receive the response, and have the Microsoft XML Document Object Model (XMLDOM) parse that response. This object is integrated with MSXML to support sending the request body directly from, and parsing the response directly into, the MSXML Document Object Model objects. When combined with the support for XSL, the **XMLHttpRequest** component provides an easy way to send structured queries to HTTP servers and efficiently display the results with a variety of presentations.

The example code demonstrates using the Microsoft socket object to send data into the TNT systems.

TNT ExpressConnect Shipping Technical Guide	Version: 1.2
	Date: 09 September 2014

## 2.2 VBSCRIPT CONNECTION CODE EXAMPLE

ExpressConnect can be called from within a VB script. An example script is given in appendix X. The sample script performs the following operations:

- Access the request XML from a folder on the local 'C:' drive
- Parse the basic XML to encode all non ASCII characters to their Hex equivalent. This is required to correctly handle special characters such as "ß@¼Ûää".
- Send the encoded XML to ExpressConnect and retrieve the access code. The access code is a unique number that identifies the data for this submission. This is used in subsequent calls to retrieve the document, and summary information XML in subsequent calls.
- Make five separate calls to ExpressConnect to retrieve the summary result information and the four consignment documents, consignment notes, labels, commercial invoice and manifest.

The following characters have special meaning in XML strings and these need to be encoded by your own application before being included in the request XML submitted: & < > " '

To include these characters replace the character in your XML with the following literal string:

```
&      &amp;
<      &lt;
>      &gt;
"      &quot;
'      &apos;
```

For example to pass the literal 'Jack & Jill' you need to pass in the XML: 'Jack &amp; Jill'

The example can be run from your own server to show a successful connection and the format of the response XML. Customers are free to utilize this code within their own application if they wish but please note that we cannot offer support for this.

TNT ExpressConnect Shipping Technical Guide	Version: 1.2
	Date: 09 September 2014

## 2.3 JAVASCRIPT CONNECTION CODE EXAMPLE

JavaScript that performs the full five-call ‘conversation’ with the TNT server, sending in the returned access code to retrieve the separate XML documents.

```
<% @ Language=JScript %>

<%
function SendXml(xml_in) {

// Send XML to TNT gateway
httpOb.Open("POST", "http:// 'iconnection.tnt.com :81/shippergate2.asp", false);
httpOb.setRequestHeader("Content-Type","application/x-www-form-urlencoded");
httpOb.Send("xml_in="+escape(xml_in));
// Retrieve response from TNT Gateway
var HttpResult = httpOb.responseText;
return(HttpResult);
}

var xml_in = Request.Form("xml_in")

// Create instance of Microsoft XML Http Protocol object
var httpOb = Server.CreateObject("Microsoft.XMLHTTP");

// Retrieve access code from TNT Gateway
var AccessCode=SendXml(xml_in);
AccessCode=AccessCode.substring(9);

// Retrieve result file from TNT Gateway to show full results from transactions
xml_in = 'GET_RESULT:'+AccessCode;
var ResultXML=SendXml(xml_in);

// Retrieve Consignment note
xml_in = 'GET_CONNOTE:'+AccessCode;
var ConNoteXML=SendXml(xml_in);

// Retrieve Label
xml_in = 'GET_LABEL:'+AccessCode;
var LabelXML=SendXml(xml_in);

// Retrieve Manifest
xml_in = 'GET_MANIFEST:'+AccessCode;
var ManifestXML=SendXml(xml_in);

// Retrieve Invoice
xml_in = 'GET_INVOICE:'+AccessCode;
var InvoiceXML=SendXml(xml_in);

// Write all the results to files on our server
var FSO=Server.CreateObject("Scripting.FileSystemObject");
```

TNT ExpressConnect Shipping Technical Guide	Version: 1.2
	Date: 09 September 2014

```
xFileName="ShippingResultFiles/xmlresults"+AccessCode+".xml";
xConNoteName="ShippingResultFiles/xmlconnote"+AccessCode+".xml";
xInvoiceName="ShippingResultFiles/xmlInvoice"+AccessCode+".xml";
xLabelName="ShippingResultFiles/xmlLabel"+AccessCode+".xml";
xManifestName="ShippingResultFiles/xmlManifest"+AccessCode+".xml";

var xmlresultfile = FSO.CreateTextFile(Server.MapPath(xFileName),false);
xmlresultfile.Write (ResultXML);
xmlresultfile.Close();

var xmlconfile = FSO.CreateTextFile(Server.MapPath(xConNoteName),false);
xmlconfile.Write (ConNoteXML);
xmlconfile.Close();

var xmlresultfile = FSO.CreateTextFile(Server.MapPath(xInvoiceName),false);
xmlresultfile.Write (InvoiceXML);
xmlresultfile.Close();

var xmlresultfile = FSO.CreateTextFile(Server.MapPath(xLabelName),false);
xmlresultfile.Write (LabelXML);
xmlresultfile.Close();

var xmlresultfile = FSO.CreateTextFile(Server.MapPath(xManifestName),false);
xmlresultfile.Write (ManifestXML);
xmlresultfile.Close();

//Choose what we want to see
//var DisplayObject = ResultXML;
//Response.Write(DisplayObject);

%>
```

TNT ExpressConnect Shipping Technical Guide	Version: 1.2
	Date: 09 September 2014

### 3. XML FORMAT: INPUT

#### 3.1 TABLE OF XML ELEMENTS

XML Element /attribute	Data required	Description	Constraints	Max Length	Parent Element
ESHIPPER	Y	Top level element			None
LOGIN	Y	Holds login elements			ESHIPPER
COMPANY	Y	Company Id	As allocated by TNT		LOGIN
PASSWORD	Y	Company Password	As allocated by TNT		LOGIN
APPID	Y	Application Id	Must be 'IN' for version 2 and 2.1 Must be 'EC' for version 2.2		LOGIN
APPVERSION	Y	Application Version	Must be at least '2' if deviating addresses are used.		LOGIN
CONSIGNMENTBATCH (may be multiple)	Y	Holds one collection			ESHIPPER
GROUPCODE (optional)	Y	Groupcode to use for the subsequent consignments, so that they can be treated as a batch. (For further information on Group codes see appendix XII).	Returned via an earlier request.		CONSIGNMENTBATCH
SENDER	Y	Holds Sender elements – only required if details, not consignment numbers, being passed in consignmentbatch			CONSIGNMENTBATCH
CONSIGNMENT (may be multiple)	Y	Holds confref element and EITHER detail element or consignment number element	Can be omitted ONLY if the <GROUPCODE> element is included in the <BOOK> activity. (For further information on Group codes see appendix XII).		CONSIGNMENTBATCH
COMPANYNAME	Y	Full company name	This must match up with the name registered against your TNT account. This will ensure your consignment passes our Name & Address validation on the mainframe systems.	50	SENDER
STREETADDRESS1	Y	First line of address		30	SENDER
STREETADDRESS2	N	Second line of address		30	SENDER
STREETADDRESS3	N	Third line of address		30	SENDER
CITY	Y	Town name	Town MUST be submitted.	30	SENDER
PROVINCE	N	Province name		30	SENDER
POSTCODE	N	Postcode	Postcode MUST be submitted unless country is a non-postcode country.	9	SENDER
COUNTRY	Y	Country	Must be TNT country code	3	SENDER
ACCOUNT	Y	Company account upon which collection is to be booked/rated	Must be numeric and be registered against the	13	SENDER

TNT ExpressConnect Shipping Technical Guide	Version: 1.2
	Date: 09 September 2014

XML Element /attribute	Data required	Description	Constraints	Max Length	Parent Element
			customer's logon details on the ExpressConnect database		
VAT	N	Company VAT number		20	SENDER
CONTACTNAME	Y	Name of person to be contacted if needed		25	SENDER
CONTACTDIALCODE	Y	This person's dial code		7	SENDER
CONTACTTELEPHONE	Y	This person's telephone number		9	SENDER
CONTACTEMAIL	N	This person's email address.		30	SENDER
COLLECTION	Y	Holds collection related elements			SENDER
COLLECTIONADDRESS	N	Holds Collection Address elements – can only be used if details, not consignment numbers, being passed in consignmentbatch			SENDER
COMPANYNAME	Y	Full company name		50	COLLECTIONADDRESS
STREETADDRESS1	Y	First line of address		30	COLLECTIONADDRESS
STREETADDRESS2	N	Second line of address		30	COLLECTIONADDRESS
STREETADDRESS3	N	Third line of address		30	COLLECTIONADDRESS
CITY	Y	Town name	Town MUST be submitted.	30	COLLECTIONADDRESS
PROVINCE	N	Province name		30	COLLECTIONADDRESS
POSTCODE	N	Postcode	Postcode MUST be submitted unless country is a non-postcode country.	9	COLLECTIONADDRESS
COUNTRY	Y	Country	Must be TNT country code	3	COLLECTIONADDRESS
VAT	N	Company VAT number		20	COLLECTIONADDRESS
CONTACTNAME	Y	Name of person to be contacted if needed		25	COLLECTIONADDRESS
CONTACTDIALCODE	Y	This person's dial code		7	COLLECTIONADDRESS
CONTACTTELEPHONE	Y	This person's telephone number		9	COLLECTIONADDRESS
CONTACTEMAIL	N	This person's email address		30	COLLECTIONADDRESS
SHIPDATE	Y	Date on which collection is to be shipped	Must be formatted dd/mm/yyyy. Cannot be in the past.	12	COLLECTION
PREFCOLLECTTIME	Y	Preferred period of time for collection – holds from and to elements			COLLECTION
ALTCOLLECTTIME (Optional)	N	Alternative collection – holds from and to elements			COLLECTION
COLLINSTRUCTIONS	Y	Collection Instructions		60	COLLECTION
CONFIRMATIONEMAILADDRESS (Optional)	N	An email address that will be used should the EMAILREQD attribute of the BOOK element be set to 'Y'	Must be a valid email address if specified	60	COLLECTION
FROM	N	Start of time period	Must be entered as hhmm in 24-hour clock format. Times must be between 0900 and 1600. If one time is specified, the other must also be entered.	4	PREFCOLLECTTIME
TO	N	End of time period	As above	4	PREFCOLLECTTIME
FROM	N	Start of time period	As above	4	ALTCOLLECTTIME
TO	N	End of time period	As above	4	ALTCOLLECTTIME
CONREF	Y	Customer's reference for a consignment, used for identifying data returned by	Must be unique within a document i.e. each con	20	CONSIGNMENT

TNT ExpressConnect Shipping Technical Guide	Version: 1.2
	Date: 09 September 2014

XML Element /attribute	Data required	Description	Constraints	Max Length	Parent Element
		ExpressConnect Shipping only – not stored.	submitted must have its own conref		
<b>DETAILS</b>	Y	Holds consignment detail elements	Either Details or Connumber element <b>MUST</b> be present (Details if Sender element is present within this consignmentbatch)		CONSIGNMENT
<b>CONNUMBER</b>	Y	A consignment number previously generated by ExpressConnect Shipping. (See Appendix XI for info on check digit).	As above	15	CONSIGNMENT
<b>RECEIVER</b>	Y	Holds receiver details elements			DETAILS
<b>COMPANYNAME</b>	Y	Full company name	If receiver pays then this must match up with the name registered against the receiver TNT account.	50	RECEIVER
<b>STREETADDRESS1</b>	Y	First line of address		30	RECEIVER
<b>STREETADDRESS2</b>	N	Second line of address		30	RECEIVER
<b>STREETADDRESS3</b>	N	Third line of address		30	RECEIVER
<b>CITY</b>	Y	Town name	Town <b>MUST</b> be submitted.	30	RECEIVER
<b>PROVINCE</b>	N	Province name		30	RECEIVER
<b>POSTCODE</b>	N	Postcode	Postcode <b>MUST</b> be submitted unless country is a non-postcode country.	9	RECEIVER
<b>COUNTRY</b>	Y	Country	Must be TNT country code	3	RECEIVER
<b>VAT</b>	N	Company VAT number		20	RECEIVER
<b>CONTACTNAME</b>	Y	Name of person to be contacted if needed		25	RECEIVER
<b>CONTACTDIALCODE</b>	Y	This person's dial code		7	RECEIVER
<b>CONTACTTELEPHONE</b>	Y	This person's telephone number		9	RECEIVER
<b>CONTACTEMAIL</b>	N	This person's email address. (See Appendix VIII for more information).		30	RECEIVER
<b>ACCOUNT (Optional)</b>	N	Receiver's account to be billed	Only include for Receiver pays	13	RECEIVER
<b>ACCOUNTCOUNTRY (Optional)</b>	N	Country of account	As above	3	RECEIVER
<b>DELIVERY</b>	N	Holds Delivery Address elements – can only be used if details, not consignment numbers, being passed in consignmentbatch			DETAILS
<b>COMPANYNAME</b>	Y	Full company name		50	DELIVERY
<b>STREETADDRESS1</b>	Y	First line of address		30	DELIVERY
<b>STREETADDRESS2</b>	N	Second line of address		30	DELIVERY
<b>STREETADDRESS3</b>	N	Third line of address		30	DELIVERY
<b>CITY</b>	Y	Town name	Town <b>MUST</b> be submitted.	30	DELIVERY
<b>PROVINCE</b>	N	Province name		30	DELIVERY
<b>POSTCODE</b>	N	Postcode	Postcode <b>MUST</b> be submitted unless country is a non-postcode country.	9	DELIVERY
<b>COUNTRY</b>	Y	Country	Must be TNT country code	3	DELIVERY
<b>VAT</b>	N	Company VAT number		20	DELIVERY
<b>CONTACTNAME</b>	Y	Name of person to be contacted if needed		25	DELIVERY



TNT ExpressConnect Shipping Technical Guide	Version: 1.2
	Date: 09 September 2014

XML Element /attribute	Data required	Description	Constraints	Max Length	Parent Element
CONTACTDIALCODE	Y	This person's dial code		7	DELIVERY
CONTACTTELEPHONE	Y	This person's telephone number		9	DELIVERY
CONTACTEMAIL	N	This person's email address		30	DELIVERY
CONNUMBER (optional for registered customers only)	Y	Customers own consignment number	The number can be entered with or without the UPU (Universal Postal Union) characters. If entered without these characters Express Connect will generate them based on sender and receiver country. (See Appendix XI for info on check digit).	13	DETAILS
CUSTOMERREF	N	Customer reference		25	DETAILS
CONTYPE	Y	Consignment Type	MUST be 'N' (Non-Doc) or 'D' (Doc)	1	DETAILS
PAYMENTIND(optional)	N	Payment Indicator	MUST be 'S' (sender pays) or 'R' (receiver pays) if element is found in XML doc. Default is Sender.	1	DETAILS
ITEMS	Y	Total number of packages in consignment	Must be an integer	3	DETAILS
TOTALWEIGHT	Y	Total weight of all packages	Must be numeric and in kilograms	4.3	DETAILS
TOTALVOLUME	Y	Total Volume of all packages	Must be in meters. TotalVolume is mandatory.  For a DOC shipment a volume of 0.0 must be entered	3.3	DETAILS
CURRENCY	N	Currency to be used	If either the goodsvalue element, insurancevalue or both contain data, then currency must contain a valid TNT currency code	3	DETAILS
GOODSVALUE	N	Value of consignment in specified currency	As above	12.2	DETAILS
INSURANCEVALUE  N.B. If an insurance value is supplied then the Insurance/Enhanced Liability option will automatically be selected. Please do not supply an insurance value unless the Insurance/Enhanced Liability option is required.	N	Insurance value of consignment in specified currency	As above. Insurance value MUST NOT be more than 110% of the goods value for non-documents or 500 Euros for documents.	12.2	DETAILS
INSURANCECURRENCY	N	Insurance currency	If an insurance value is included but no insurance currency is entered, the currency from the CURRENCY field will be	3	DETAILS

TNT ExpressConnect Shipping Technical Guide	Version: 1.2
	Date: 09 September 2014

XML Element /attribute	Data required	Description	Constraints	Max Length	Parent Element
			used.		
SERVICE	Y	The TNT service required	Must be valid TNT service code. Only International and UK domestic services are available as a default. Other domestic services can be activated at a country level on request through your TNT representative.	3	DETAILS
OPTION (may be up to 5 Option elements)	N	Options required on this service	Must be valid TNT option code. Note specific rules apply to ITLL option (IT) see Appendix IV	2	DETAILS
DESCRIPTION	N	Description of Consignment		90	DETAILS
DELIVERYINST	Y	Delivery Instructions		60	DETAILS
CUSTOMCONTROLIN	N	Customs Controlled Indicator		1	DETAILS
HAZARDOUS	N	Indicates if the shipment contains dangerous goods. (Available for UK domestic only)	'Y' or 'N'	1	DETAILS
UNNUMBER	N	The UN classification for the dangerous goods being carried (Available for UK Domestic shipments only)	4 digit numeric	4	DETAILS
PACKAGE (multiple package elements allowed)	Y	Holds elements related to the package	At least one package MUST exist per consignment, UNLESS the consignment is internal to the EU		DETAILS
ITEMS	Y	Number of Packages of package type	Must be an integer	4	PACKAGE
DESCRIPTION	Y	Package description		60	PACKAGE
LENGTH	Y	Length of package	Must be in meters. Max length = 2.4m	1.2	PACKAGE
HEIGHT	Y	Height of package	Must be in meters. Max height = 1.5m	1.2	PACKAGE
WIDTH	Y	Width of package	Must be in meters. Max width = 1.2m	1.2	PACKAGE
WEIGHT	Y	Weight of package	Must be in kilograms. Max weight = 70kg	2.3	PACKAGE
ARTICLE (Optional – multiple allowed)	Y	Holds article related elements			PACKAGE
ITEMS	Y	Number of items in article		4	ARTICLE
DESCRIPTION	Y	Article description		60	ARTICLE
WEIGHT	Y	Weight of article	Must be in kilograms	2.3	ARTICLE
INVOICEVALUE	Y	Invoice Value of article	Must be in the currency stated previously	12.2	ARTICLE
INVOICEDESC	Y	Invoice Description of article		60	ARTICLE
HTS	N	HTS number		15	ARTICLE
COUNTRY	N	Country of article's origin	Must be valid TNT country code	3	ARTICLE
EMRN	N	Export Management Reference Number		25	ARTICLE

TNT ExpressConnect Shipping Technical Guide	Version: 1.2
	Date: 09 September 2014

XML Element /attribute	Data required	Description	Constraints	Max Length	Parent Element
ACTIVITY	Y	Holds different activity elements			ESHIPPER
CREATE (optional)	Y	Holds the conref elements indicating which consignments are to be created			ACTIVITY
CONREF (optional – multiple allowed)	Y	The consignment ref corresponding to consignments in the document which are to be created		20	CREATE
RATE (optional)	Y	Holds the conref and connumber elements indicating which consignments are to be rated			ACTIVITY
CONREF (optional – multiple allowed)	Y	The consignment ref corresponding to consignments in the document which are to be rated		20	RATE
CONNUMBER (optional – multiple allowed)	Y	Consignment number corresponding to previously created consignments in the document which are to be rated. (See Appendix XI for info on check digit).		15	RATE
BOOK (optional)	Y	Holds the conref elements indicating which consignments are to be booked, or a GROUPCODE element to book a batch of consignments. (For further information on Group codes see appendix XII).			ACTIVITY
ShowBookingRef (attribute)	N	Indicates that express connect should return the collection booking service reference number for 2.2 shipments	'Y' or 'N'	1	ACTIVITY
EMAILREQD attribute	N	This holds a 'Y' or an 'N' (the latter is implied) indicating that a booking confirmation email is required. This will result in an email being sent to the email address specified in the CONTACTEMAIL element within COLLECTION, if you would like the email sent to the CONTACTEMAIL element within SENDER do not include the CONTACTEMAIL element within COLLECTION. If neither email is specified, no email is sent.		1	N/A
CONREF (optional – multiple allowed)	Y	The consignment ref corresponding to consignments in the document which are to be booked		20	BOOK
CONNUMBER (optional – multiple allowed)	Y	Consignment number corresponding to previously created consignments in the document which are to be booked. (See Appendix XI for info on check digit).		15	BOOK
GROUPCODE (optional)	Y	Group code for batch of consignments to book. (For further information on Group codes see appendix XII).	Exclusive, cannot be used with CONREF or CONNUMBER		BOOK
PRINT (optional)	Y	Holds the print type elements			ACTIVITY
REQUIRED (optional)	Y				PRINT

TNT ExpressConnect Shipping Technical Guide	Version: 1.2
	Date: 09 September 2014

XML Element /attribute	Data required	Description	Constraints	Max Length	Parent Element
CONREF (optional – multiple allowed)	Y	The consignment ref corresponding to consignments in the document which are to have all required documents Printed (see rules in printing section)		20	REQUIRED
CONNUMBER (optional – multiple allowed)	Y	Consignment number corresponding to previously created consignments in the document which are to have all required documents Printed (see rules in printing section). (See Appendix XI for info on check digit).		15	REQUIRED
CONNOTE (optional)	Y				PRINT
CONREF (optional – multiple allowed)	Y	The consignment ref corresponding to consignments in the document which are to have consignment notes printed		20	CONNOTE
CONNUMBER (optional – multiple allowed)	Y	Consignment number corresponding to previously created consignments in the document which are to have consignment notes printed. (See Appendix XI for info on check digit).		15	CONNOTE
LABEL (optional)	Y				PRINT
CONREF (optional – multiple allowed)	Y	The consignment ref corresponding to consignments in the document which are to have labels printed		20	LABEL
CONNUMBER (optional – multiple allowed)	Y	Consignment number corresponding to previously created consignments in the document which are to have labels printed. (See Appendix XI for info on check digit).		15	LABEL
MANIFEST (optional)	Y				PRINT
CONREF (optional – multiple allowed)	Y	The consignment ref corresponding to consignments in the document which are to appear on a manifest		20	MANIFEST
CONNUMBER (optional – multiple allowed)	Y	Consignment number corresponding to previously created consignments in the document which are to appear on a manifest. (See Appendix XI for info on check digit).		15	MANIFEST
GROUPCODE (optional)	Y	Group code for batch of consignments to print as a summary manifest. (For further information on Group codes see appendix XII).	Exclusive, cannot be used with CONREF or CONNUMBER		MANIFEST
INVOICE (optional)	Y				PRINT
CONREF (optional – multiple allowed)	Y	The consignment ref corresponding to consignments in the document which are to appear on an invoice		20	INVOICE
CONNUMBER (optional – multiple allowed)	Y	Consignment number corresponding to previously created consignments in the document which are to appear on an invoice. (See Appendix XI for info on		15	INVOICE

TNT ExpressConnect Shipping Technical Guide	Version: 1.2
	Date: 09 September 2014

XML Element /attribute	Data required	Description	Constraints	Max Length	Parent Element
		check digit).			
<b>EMAILTO (optional)</b>	Y	Email address to send documentation to. (For more information see appendix IX).	Valid email address, must have requested some documentation to be produced		PRINT
Type attribute	Y	Define the type of email to be sent if multiple types are defined, otherwise send default	Email types defined and submitted for addition to system via local CIT coordinator		EMAILTO
<b>EMAILFROM (optional)</b>	Y	Email address that the returns email will have set as the reply address. This is in case customers try to reply to the email.	Valid email address, must have requested some documentation to be produced		PRINT
<b>SHOW_GROUPCODE</b>	N	Element to indicate that the group code should be included in the returned XML. (For further information on Group codes see appendix XII).			ACTIVITY

## Notes

### Max weight

As a standard the following are limited to:

Max weight per package	70kg
Max length per package	2.4m
Max height per package	1.5m
Max width per package	1.2m

On request, these limits can be raised for each customer. If this is required please contact your TNT representative who will arrange this for you.

TNT ExpressConnect Shipping Technical Guide	Version: 1.2
	Date: 09 September 2014

### 3.2 MANDATORY FIELDS (INPUT XML)

- Company
- Password
- Appid
- Appversion
- (Sender) CompanyName
- (Sender) StreetAddress1
- (Sender) City
- (Sender) Postcode (unless the country is a non-postcode country)
- (Sender) Country
- (Sender) Account
- (Sender) Contact name
- (Sender) ContactDialCode
- (Sender) ContactTelephone

If CollectionAddress element is used

- (Collection) CompanyName
- (Collection) StreetAddress1
- (Collection) City
- (Collection) Postcode (unless the country is a non-postcode country)
- (Collection) Country
- (Collection) Account
- (Collection) Contact name
- (Collection) ContactDialCode
- (Collection) ContactTelephone

- Ship Date
- Conref
- Connumber
- (Receiver) CompanyName
- (Receiver) StreetAddress1
- (Receiver) City
- (Receiver) Postcode (unless the country is a non-postcode country)
- (Receiver) Country
- (Receiver) Account
- (Receiver) Contact name
- (Receiver) ContactDialCode
- (Receiver) ContactTelephone

If Delivery element is used

- (Delivery) CompanyName
- (Delivery) StreetAddress1
- (Delivery) City
- (Delivery) Postcode (unless the country is a non-postcode country)
- (Delivery) Country
- (Delivery) Account
- (Delivery) Contact name
- (Delivery) ContactDialCode
- (Delivery) ContactTelephone

TNT ExpressConnect Shipping Technical Guide	Version: 1.2
	Date: 09 September 2014

- ConType (Consignment type)
- TotalWeight
- TotalVolume
- Consignment Items
- Service
- Package (unless the origin and destination countries are both within the EU). If included the following fields are mandatory
  - (Package) Items
  - (Package) Description
  - (Package) Length
  - (Package) Height
  - (Package) Weight
  - (Package) Width
  - (Package) ArticleCount
- Articles are not mandatory, but if included the following fields are mandatory
  - (Article) Items
  - (Article) Description
  - (Article) Weight
  - (Article) Invoicevalue
  - (Article) InvoiceDesc

TNT ExpressConnect Shipping Technical Guide	Version: 1.2
	Date: 09 September 2014

### 3.3 DATA RULES (INPUT XML)

- Sender **Account** is mandatory
- **ConRef** must be unique – suggest generating unique values for each submission of consignments and must not contain special characters i.e. &, <, >, “.
- **ConType** (Consignment type) must be either ‘N’ (NonDoc) or ‘D’ (Doc).
- All **measurements** must be in meters(m) and kilograms(kg), input as figures only
- e.g. 301 grams input as ‘0.301’.
- **Dates** must be entered in DD/MM/YYYY format.
- **ShipmentDate** cannot be more than two weeks in advance
- **CollectionTimes** must be entered in 24 hour clock format as HHMM
- e.g. 3:21 p.m. input as 1521.
- **CollectionTimes** are only mandatory for booking. However, if one of the pair is entered, the other must also be. If the alternative times are entered, but the preferred are not, the alternative times are used. If they are found to hold no values when the collection is being booked, the default of 0900 – 1600 is assumed.
- **PaymentInd** is not a mandatory element. However, if included, this must contain the value ‘S’ (Sender pays) or ‘R’ (Receiver pays).
- If **Contype** is ‘N’ then the Volume is mandatory.
- If the **GoodsValue** field contains a value, the **Currency** field must contain a value.
- If the **InsuranceValue** field contains a value, the **Currency** field must contain a value.
- The **InsuranceValue** may not be more than 110% of the **GoodsValue** for non document consignments and not more than 500 Euros for document consignments
- The insurance does not currently impact the rates returned, but has been included for future development purposes
- There may be 0–5 **Option** elements included, each of which must contain a value.
- ITLL is available as an option. There are specific rules regarding its availability (see relevant section)
- There must be at least one **Package** per Consignment when entered in detail form.
- There may not be more than 3 **Packages** per Consignment when entered in detail form with no more than 99 **items**.
- Each **Package weight** is limited to a maximum of 70kg. (Unless a prior arranged limit has been agreed – this can be coordinated through your TNT representative)
- **Articles** are not mandatory.
- There may not be more than 10 **Articles** per Package.
- None of the values entered into the **Items** fields will be validated against the number of packages/articles submitted with a consignment, the customer is responsible for making these values correspond if desired.
- For valid country/currency/towns/service/option codes and postcode masks see Appendix III, for retrieval of TNT datasets.
- Non UK **Domestic** services are not available as default (UK Domestic services are available as default). Domestic services can be activated at a country level through a request to your TNT representative. The TNT representative will need to supply a list of domestic services / options available for the specified country.
- There may be up to 50 **Consignment** elements.
- Customers can enter their own consignment numbers if they have been registered to do so. ExpressConnect will check the number for a valid check digit, a modulus 7 or 11 check digit should be used (see appendix XI for further details). The consignment number can be added with or without the UPU (Universal Postal Union) characters at the beginning and end of the number. If UPU characters are not added ExpressConnect will generate them based on the origin and destination country. The TNT representative will coordinate registration for this functionality if required.
- Special characters may be used i.e. &, ‘, “, <, >. Details of encoding can be found in the Appendices.



TNT ExpressConnect Shipping Technical Guide	Version: 1.2
	Date: 09 September 2014

### 3.4 EXAMPLE OF INPUT XML

<!--Important – this **URL** must be given for the DTD path and the encoding specified if non-ASCII characters are contained within the XML-->

```
<?xml version="1.0" encoding="ISO-8859-1" standalone="no"?><!DOCTYPE ESHIPPER SYSTEM
'http://iconnection.tnt.com:81/ShipperDTD2.0/EshipperIN2.dtd'>
```

```
<ESHIPPER>
  <LOGIN>
<!-- mandatory -->
  <COMPANY>YOUR USERID</COMPANY>
  <PASSWORD>YOUR PASSWORD</PASSWORD>
  <APPID>EC</APPID>
  <APPVERSION>2.2</APPVERSION>
</LOGIN>
```

<!-- There may be multiple CONSIGNMENTBATCH elements. A Consignment batch **MUST** consist of either: ONE Sender element and ONE or MANY Consignment elements in DETAIL form Or: ONE or MANY Consignment elements in CONNUMBER form,  
Or, the CONSIGNMENT elements can be omitted if the <BOOK> or <PRINT><MANIFEST> elements are included with a GROUPCODE, for batch booking or summary manifest printing. (For further information on Group codes see appendix XII). -->

```
<CONSIGNMENTBATCH>
  <!-- to include this consignment batch within the existing consignment -->
  <GROUPCODE>12345678</GROUPCODE>
```

<!-- This consignment batch uses the sender + details format-->

```
<SENDER>
  <COMPANYNAME>TNT</COMPANYNAME>
  <STREETADDRESS1>TNT House</STREETADDRESS1>
  <STREETADDRESS2>Holly Lane</STREETADDRESS2>
  <STREETADDRESS3></STREETADDRESS3>
  <CITY>Atherstone</CITY>
  <PROVINCE>Warwickshire</PROVINCE>
  <POSTCODE>CV9 2RY</POSTCODE>
  <COUNTRY>GB</COUNTRY>
  <ACCOUNT>111111111</ACCOUNT>
  <VAT>GB78687</VAT>
  <CONTACTNAME>Mr Smith</CONTACTNAME>
  <CONTACTDIALCODE>44 121</CONTACTDIALCODE>
  <CONTACTTELEPHONE>717733</CONTACTTELEPHONE>
  <CONTACTEMAIL>MrSmith@mail.com</CONTACTEMAIL>
  <COLLECTION>
  <!--Collection address is optional -->
  <COLLECTIONADDRESS>
```

TNT ExpressConnect Shipping Technical Guide	Version: 1.2
	Date: 09 September 2014

<COMPANYNAME>TNT Express</COMPANYNAME>  
 <STREETADDRESS1>TNT Lloyd House</STREETADDRESS1>  
 <STREETADDRESS2>Manor Road</STREETADDRESS2>  
 <STREETADDRESS3></STREETADDRESS3>  
 <CITY>Mancetter</CITY>  
 <PROVINCE>Warwickshire</PROVINCE>  
 <POSTCODE>CV9 1TT</POSTCODE>  
 <COUNTRY>GB</COUNTRY>  
 <VAT>65354</VAT>  
 <CONTACTNAME>Michael Wood</CONTACTNAME>  
 <CONTACTDIALCODE>01827</CONTACTDIALCODE>  
 <CONTACTTELEPHONE>717733</CONTACTTELEPHONE>  
 <CONTACTEMAIL>contact@tnt.com</CONTACTEMAIL>  
 </COLLECTIONADDRESS>

<SHIPDATE>22/07/2002</SHIPDATE>  
 <PREFCOLLECTTIME>  
     <FROM>0900</FROM>  
     <TO>1200</TO>  
 </PREFCOLLECTTIME>  
 <ALTCOLLECTTIME>  
     <FROM>1400</FROM>  
     <TO>1600</TO>  
 </ALTCOLLECTTIME>  
 <COLLINSTRUCTIONS>collection from warehouse</COLLINSTRUCTIONS>  
 </COLLECTION>

</SENDER>  
 <CONSIGNMENT>

<!--The ConRef is supplied by the customer for the purposes of processing – this is the value placed within the activity element to specify which consignments are to have a certain activity performed upon them -->

<CONREF>ref 1</CONREF>  
 <DETAILS>  
     <RECEIVER>  
         <COMPANYNAME>Receivers Co. Ltd.</COMPANYNAME>  
         <STREETADDRESS1>Head Office </STREETADDRESS1>  
         <STREETADDRESS2>Hoofddorp</STREETADDRESS2>  
         <STREETADDRESS3></STREETADDRESS3>  
         <CITY>Amsterdam</CITY>  
         <PROVINCE></PROVINCE>  
         <POSTCODE>1100 KG</POSTCODE>  
         <COUNTRY>NL</COUNTRY>  
         <VAT></VAT>  
         <CONTACTNAME>Mr Frank</CONTACTNAME>  
         <CONTACTDIALCODE>39 203</CONTACTDIALCODE>  
         <CONTACTTELEPHONE>987432</CONTACTTELEPHONE>

<!--If a receiver contact email is entered an Advanced Shipper Notification email will be sent to the receiver. See appendix V for email format -->

TNT ExpressConnect Shipping Technical Guide	Version: 1.2
	Date: 09 September 2014

<CONTACTEMAIL>FrankA@rec.com</CONTACTEMAIL>  
</RECEIVER>

<!--Delivery address is optional -->

<DELIVERY>  
<COMPANYNAME>TNT International</COMPANYNAME>  
<STREETADDRESS1>Grovestr 19</STREETADDRESS1>  
<STREETADDRESS2></STREETADDRESS2>  
<STREETADDRESS3></STREETADDRESS3>  
<CITY>Hannover</CITY>  
<PROVINCE></PROVINCE>  
<POSTCODE>30853</POSTCODE>  
<COUNTRY>DE</COUNTRY>  
<VAT>7668880</VAT>  
<CONTACTNAME>Ms Jones</CONTACTNAME>  
<CONTACTDIALCODE>1672</CONTACTDIALCODE>  
<CONTACTTELEPHONE>987432</CONTACTTELEPHONE>  
<CONTACTEMAIL>email@mail.com</CONTACTEMAIL>  
</DELIVERY>

<!--This is an optional tag for customers registered to use their own  
consignment numbers. The con number will be validated for valid check digits -  
-->

<CONNUMBER>GE123456782WW</CONNUMBER>

<CUSTOMERREF>Receiver09</CUSTOMERREF>  
<CONTYPE>N</CONTYPE>  
<PAYMENTIND>S</PAYMENTIND>  
<ITEMS>1</ITEMS>  
<TOTALWEIGHT>10.0</TOTALWEIGHT>  
<TOTALVOLUME>0.64</TOTALVOLUME>  
<CURRENCY>GBP</CURRENCY>  
<GOODSVOLUME>7800</GOODSVOLUME>  
<INSURANCEVALUE>6700</INSURANCEVALUE>  
<INSURANCECURRENCY>GBP</INSURANCECURRENCY>  
<SERVICE>09N</SERVICE>

<!--Up to 5 options possible -->

<OPTION>PR</OPTION>  
<DESCRIPTION>box of stationery</DESCRIPTION>  
<DELIVERYINST></DELIVERYINST>

<!--There MUST be at least one package on the consignment unless going between EU  
countries or a document-->

<PACKAGE>  
<ITEMS>1</ITEMS>  
<DESCRIPTION>box of stationery</DESCRIPTION>  
<LENGTH>1.0</LENGTH>

TNT ExpressConnect Shipping Technical Guide	Version: 1.2
	Date: 09 September 2014

<HEIGHT>0.8</HEIGHT>  
 <WIDTH>0.8</WIDTH>  
 <WEIGHT>10.0</WEIGHT>

<!--Each package may contain NONE to MANY Articles-->

<ARTICLE>  
 <ITEMS>1000</ITEMS>  
 <DESCRIPTION>A4 pads</DESCRIPTION>  
 <WEIGHT>0.01</WEIGHT>  
 <INVOICEVALUE>23</INVOICEVALUE>  
 <INVOICEDESC>A4 pads</INVOICEDESC>  
 <HTS>6345</HTS>  
 <COUNTRY>GB</COUNTRY>  
 <EMRN>ABCDEFGHIJKLMNQRSTUvwxy</EMRN>

</ARTICLE>

</PACKAGE>

</DETAILS>

</CONSIGNMENT>

</CONSIGNMENTBATCH>

<CONSIGNMENTBATCH>

<!--This consignment batch is of the consignment number format-->

<!--Use this format to enable you to BOOK your shipments at a later date by referencing CONNUMBER(s) previously generated by ExpressConnect. Note that if you use this format you will need to enter a set off 'DUMMY' sender details at the beginning of the XML in order for the XML to pass the DTD validation.

<CONSIGNMENT>

<!--The ConRef is supplied by the customer for the purposes of processing – this value is placed within the activity element to specify which consignments have which activity performed upon them -->

<CONREF>ref 2</CONREF>

<!--The ConNumber must be one supplied by an earlier CREATE submission of consignment details to ExpressConnect (details will be held for a period of 7 days)-->

<CONNUMBER>GE123456782NL</CONNUMBER>

</CONSIGNMENT>

</CONSIGNMENTBATCH>

<ACTIVITY>

<!--Five activities are available-->

<CREATE>

<CONREF>ref 1</CONREF>

</CREATE>

<RATE>

TNT ExpressConnect Shipping Technical Guide	Version: 1.2
	Date: 09 September 2014

```

        <CONREF>ref 1</CONREF>
        <CONNUMBER>GE012062707</CONNUMBER>
    </RATE>
    <BOOK EMAILREQD="Y" ShowBookingRef="Y">
        <CONREF>ref 1</CONREF>
        <CONREF>ref 2</CONREF>
        <CONNUMBER>GE012062707</CONNUMBER>
    </BOOK>

    <SHIP>
        <CONREF>ref 1</CONREF>
        <CONREF>ref 2</CONREF>
        <CONNUMBER>GE012062707</CONNUMBER>
    </SHIP>

    <PRINT>

```

<!-- Four types of document are available. You may print only those required for the particular consignment details-->

```

        <REQUIRED>
            <CONREF>ref 2</CONREF>
        </REQUIRED>
    </PRINT>

```

<!-- Or specify what documentation you require for the particular consignment details-->

```

    <CONNOTE>
        <CONREF>ref 1</CONREF>
        <CONNUMBER>GE012062707</CONNUMBER>
    </CONNOTE>
    <LABEL>
        <CONREF>ref 1</CONREF>
    </LABEL>
    <MANIFEST>
        <CONREF>ref 1</CONREF>
    </MANIFEST>
    <INVOICE>
        <CONREF>ref 1</CONREF>
    </INVOICE>
    </PRINT>

```

<!--To display the groupcode in the output XML (For further information on Group codes see appendix XII). -->

```

    <SHOW_GROUPCODE />

```

```

</ACTIVITY>

```

```

</ESHIPPER>

```

N.B. XML is case sensitive. The element tags MUST all be upper case.

For batch booking, the CONSIGNMENT elements can be omitted, i.e.,

```

<ESHIPPER>
    <LOGIN>

```

TNT ExpressConnect Shipping Technical Guide	Version: 1.2
	Date: 09 September 2014

```

<!-- mandatory -->
  <COMPANY>EXAMPLE</COMPANY>
  <PASSWORD>example</PASSWORD>
  <APPID>IN</APPID>
  <APPVERSION>2.2</APPVERSION>
</LOGIN>
<CONSIGNMENTBATCH>
  <SENDER>
    <COMPANYNAME>TNT</COMPANYNAME>
    <STREETADDRESS1>TNT House</STREETADDRESS1>
    <STREETADDRESS2>Holly Lane</STREETADDRESS2>
    <STREETADDRESS3></STREETADDRESS3>
    <CITY>Atherstone</CITY>
    <PROVINCE>Warwickshire</PROVINCE>
    <POSTCODE>CV9 2RY</POSTCODE>
    <COUNTRY>GB</COUNTRY>
    <ACCOUNT>111111111</ACCOUNT>
    <VAT>GB78687</VAT>
    <CONTACTNAME>Mr Smith</CONTACTNAME>
    <CONTACTDIALCODE>44 121</CONTACTDIALCODE>
    <CONTACTTELEPHONE>717733</CONTACTTELEPHONE>
    <CONTACTEMAIL>MrSmith@mail.com</CONTACTEMAIL>
    <COLLECTION>

    <!--Collection address is optional -->

    <COLLECTIONADDRESS>
    <COMPANYNAME>TNT Express</COMPANYNAME>
    <STREETADDRESS1>TNT Lloyd House</STREETADDRESS1>
    <STREETADDRESS2>Manor Road</STREETADDRESS2>
    <STREETADDRESS3></STREETADDRESS3>
    <CITY>Mancetter</CITY>
    <PROVINCE>Warwickshire</PROVINCE>
    <POSTCODE>CV9 1TT</POSTCODE>
    <COUNTRY>GB</COUNTRY>
    <VAT>65354</VAT>
    <CONTACTNAME>Michael Wood</CONTACTNAME>
    <CONTACTDIALCODE>01827</CONTACTDIALCODE>
    <CONTACTTELEPHONE>717733</CONTACTTELEPHONE>
    <CONTACTEMAIL>contact@tnt.com</CONTACTEMAIL>
    </COLLECTIONADDRESS>

    <SHIPDATE>22/07/2002</SHIPDATE>
    <PREFCOLLECTTIME>
      <FROM>0900</FROM>
      <TO>1200</TO>
    </PREFCOLLECTTIME>
    <ALTCOLLECTTIME>
      <FROM>1400</FROM>
      <TO>1600</TO>
    </ALTCOLLECTTIME>
    <COLLINSTRUCTIONS>collection from warehouse</COLLINSTRUCTIONS>

```

TNT ExpressConnect Shipping Technical Guide	Version: 1.2
	Date: 09 September 2014

```

                </COLLECTION>
            </SENDER>
        <CONSIGNMENTBATCH>
        <ACTIVITY>
            <BOOK EMAILREQD="Y" ShowBookingRef="Y">
                <GROUPCODE>12345678</GROUPCODE>
            </BOOK>

            <SHIP>
                <GROUPCODE>12345678</GROUPCODE>
            </SHIP>

            <PRINT>
                <MANIFEST>
                    <- - Print summary manifest for the batch with the groupcode 12345678 - - >
                        <GROUPCODE>12345678</GROUPCODE>
                </MANIFEST>
            </PRINT>
        </ACTIVITY>
    </ESHIPPER>

```

TNT ExpressConnect Shipping Technical Guide	Version: 1.2
	Date: 09 September 2014

### 3.5 RECEIVER PAYS

Within ExpressConnect shipping there is limited support for 'Receiver pays' shipments.

Simply amend the following in the INPUT XML to send a receiver pays shipment:

- i. Within the DETAILS parent element set the <PAYMENTIND> field to 'R':

**<PAYMENTIND>R</PAYMENTIND>**

- ii. Within the SENDER parent element enter the sender's account in the <ACCOUNT> field:

**<ACCOUNT>111</ACCOUNT>**

- iii. Within the RECEIVER parent element add 2 additional tags for the receiver's account and account country:

```

<RECEIVER>
  <COMPANYNAME>Receivers Co. Ltd.</COMPANYNAME>
  <STREETADDRESS1>Head Office </STREETADDRESS1>
  <STREETADDRESS2>Hoofddorp</STREETADDRESS2>
  <STREETADDRESS3></STREETADDRESS3>
  <CITY>Amsterdam</CITY>
  <PROVINCE></PROVINCE>
  <POSTCODE>1100 KG</POSTCODE>
  <COUNTRY>NL</COUNTRY>
  <VAT></VAT>
  <CONTACTNAME>Mr Frank</CONTACTNAME>
  <CONTACTDIALCODE>39 203</CONTACTDIALCODE>
  <CONTACTTELEPHONE>987432</CONTACTTELEPHONE>
  <CONTACTEMAIL>FrankA@rec.com</CONTACTEMAIL>
  <ACCOUNT>123</ACCOUNT>
  <ACCOUNTCOUNTRY>NL</ACCOUNTCOUNTRY>
</RECEIVER>

```



TNT ExpressConnect Shipping Technical Guide	Version: 1.2
	Date: 09 September 2014

### 3.6 EXAMPLE OF 'Receiver pays' INPUT XML

If you intend to create a receiver pays shipment

- From a sender in the United Kingdom (GB) with account 98765
- To a receiver in Netherlands (NL) with account 123 (this account will be the payer)

The INPUT XML will look like this:

<!--Important – this **URL** must be given for the DTD path and the encoding specified if non-ASCII characters are contained within the XML-->

```
<?xml version="1.0" encoding="ISO-8859-1" standalone="no"?><!DOCTYPE ESHIPPER SYSTEM
'http://iconnection.tnt.com:81/ShipperDTD2.0/EshipperIN2.dtd'>
```

```
<ESHIPPER>
  <LOGIN>
<!-- mandatory -->
  <COMPANY>YOUR USERID</COMPANY>
  <PASSWORD>YOUR PASSWORD</PASSWORD>
  <APPID>IN</APPID>
  <APPVERSION>2.2</APPVERSION>
</LOGIN>
```

<!-- There may be multiple CONSIGNMENTBATCH elements. A Consignment batch **MUST** consist of either: ONE Sender element and ONE or MANY Consignment elements in DETAIL form or: ONE or MANY Consignment elements in CONNUMBER form -->

```
<CONSIGNMENTBATCH>
```

<!--This consignment batch uses the sender + details format-->

```
<SENDER>
  <COMPANYNAME>TNT</COMPANYNAME>
  <STREETADDRESS1>TNT House</STREETADDRESS1>
  <STREETADDRESS2>Holly Lane</STREETADDRESS2>
  <STREETADDRESS3></STREETADDRESS3>
  <CITY>Atherstone</CITY>
  <PROVINCE>Warwickshire</PROVINCE>
  <POSTCODE>CV9 2RY</POSTCODE>
  <COUNTRY>GB</COUNTRY>
  <ACCOUNT>98765</ACCOUNT>
  <VAT>GB78687</VAT>
  <CONTACTNAME>Mr Smith</CONTACTNAME>
  <CONTACTDIALCODE>44 121</CONTACTDIALCODE>
  <CONTACTTELEPHONE>717733</CONTACTTELEPHONE>
  <CONTACTEMAIL>MrSmith@mail.com</CONTACTEMAIL>
  <COLLECTION>
```

TNT ExpressConnect Shipping Technical Guide	Version: 1.2
	Date: 09 September 2014

<!--Collection address is optional -->

```

<COLLECTIONADDRESS>
<COMPANYNAME>TNT Express</COMPANYNAME>
<STREETADDRESS1>TNT Lloyd House</STREETADDRESS1>
<STREETADDRESS2>Manor Road</STREETADDRESS2>
<STREETADDRESS3></STREETADDRESS3>
<CITY>Mancetter</CITY>
<PROVINCE>Warwickshire</PROVINCE>
<POSTCODE>CV9 1TT</POSTCODE>
<COUNTRY>GB</COUNTRY>
<VAT>65354</VAT>
<CONTACTNAME>Michael Wood</CONTACTNAME>
<CONTACTDIALCODE>01827</CONTACTDIALCODE>
<CONTACTTELEPHONE>717733</CONTACTTELEPHONE>
<CONTACTEMAIL>contact@tnt.com</CONTACTEMAIL>
</COLLECTIONADDRESS>

<SHIPDATE>12/10/2000</SHIPDATE>
<PREFCOLLECTTIME>
  <FROM>0900</FROM>
  <TO>1200</TO>
</PREFCOLLECTTIME>
<ALTCOLLECTTIME>
  <FROM>1400</FROM>
  <TO>1600</TO>
</ALTCOLLECTTIME>
<COLLINSTRUCTIONS>collection from warehouse</COLLINSTRUCTIONS>
</COLLECTION>

</SENDER>
<CONSIGNMENT>

```

<!--The ConRef is supplied by the customer for the purposes of processing – this is the value placed within the activity element to specify which consignments are to have a certain activity performed upon them -->

```

<CONREF>ref 1</CONREF>
<DETAILS>
  <RECEIVER>
    <COMPANYNAME>Receivers Co. Ltd.</COMPANYNAME>
    <STREETADDRESS1>Head Office </STREETADDRESS1>
    <STREETADDRESS2>Hoofddorp</STREETADDRESS2>
    <STREETADDRESS3></STREETADDRESS3>
    <CITY>Amsterdam</CITY>
    <PROVINCE></PROVINCE>
    <POSTCODE>1100 KG</POSTCODE>
    <COUNTRY>NL</COUNTRY>
    <VAT></VAT>
    <CONTACTNAME>Mr Frank</CONTACTNAME>
    <CONTACTDIALCODE>39 203</CONTACTDIALCODE>
    <CONTACTTELEPHONE>987432</CONTACTTELEPHONE>
  </RECEIVER>
</DETAILS>

```

TNT ExpressConnect Shipping Technical Guide	Version: 1.2
	Date: 09 September 2014

<!--If a receiver contact email is entered an Advanced Shipper Notification email will be sent to the receiver. See appendix V for email format -->

<CONTACTEMAIL>FrankA@rec.com</CONTACTEMAIL>  
 <ACCOUNT>123</ACCOUNT>  
 <ACCOUNTCOUNTRY>NL</ACCOUNTCOUNTRY>

</RECEIVER>

<!--Delivery address is optional -->

<DELIVERY>  
 <COMPANYNAME>TNT International</COMPANYNAME>  
 <STREETADDRESS1> Grovestr. 19</STREETADDRESS1>  
 <STREETADDRESS2></STREETADDRESS2>  
 <STREETADDRESS3></STREETADDRESS3>  
 <CITY>Hannover</CITY>  
 <PROVINCE></PROVINCE>  
 <POSTCODE>30853</POSTCODE>  
 <COUNTRY>DE</COUNTRY>  
 <VAT>7668880</VAT>  
 <CONTACTNAME>Ms Jones</CONTACTNAME>  
 <CONTACTDIALCODE>1672</CONTACTDIALCODE>  
 <CONTACTTELEPHONE>987432</CONTACTTELEPHONE>  
 <CONTACTEMAIL>email@mail.com</CONTACTEMAIL>  
 </DELIVERY>

<CUSTOMERREF>Receiver09</CUSTOMERREF>  
 <CONTYPE>N</CONTYPE>  
 <PAYMENTIND>R</PAYMENTIND>  
 <ITEMS>1</ITEMS>  
 <TOTALWEIGHT>10.0</TOTALWEIGHT>  
 <TOTALVOLUME>0.64</TOTALVOLUME>  
 <CURRENCY>GBP</CURRENCY>  
 <GOODSVOLUME>7800</GOODSVOLUME>  
 <INSURANCEVALUE>6700</INSURANCEVALUE>  
 <INSURANCECURRENCY>GBP</INSURANCECURRENCY>  
 <SERVICE>09N</SERVICE>

<!--Up to 5 options possible -->

<OPTION>PR</OPTION>  
 <DESCRIPTION>box of stationery</DESCRIPTION>  
 <DELIVERYINST></DELIVERYINST>

<!--There MUST be at least one package on the consignment unless going between EU countries or a document-->

<PACKAGE>  
 <ITEMS>1</ITEMS>  
 <DESCRIPTION>box of stationery</DESCRIPTION>  
 <LENGTH>1.0</LENGTH>

TNT ExpressConnect Shipping Technical Guide	Version: 1.2
	Date: 09 September 2014

<HEIGHT>0.8</HEIGHT>  
 <WIDTH>0.8</WIDTH>  
 <WEIGHT>10.0</WEIGHT>

<!--Each package may contain NONE to MANY Articles-->

```

    <ARTICLE>
      <ITEMS>1000</ITEMS>
      <DESCRIPTION>A4 pads</DESCRIPTION>
      <WEIGHT>0.01</WEIGHT>
      <INVOICEVALUE>23</INVOICEVALUE>
      <INVOICEDESC>A4 pads</INVOICEDESC>
      <HTS>6345</HTS>
      <COUNTRY>GB</COUNTRY>
      <EMRN>ABCDEFGHIJKLMNQPQRSTUVWXYZ</EMRN>
    </ARTICLE>
  </PACKAGE>
</DETAILS>
</CONSIGNMENT>
</CONSIGNMENTBATCH>

```

<CONSIGNMENTBATCH>  
 <!--This consignment batch is of the consignment number format-->

<!--Use this format to enable you to BOOK your shipments at a later date by referencing CONNUMBER(s) previously generated by ExpressConnect. Note that if you use this format you will need to enter a set off 'DUMMY' sender details at the beginning of the XML in order for the XML to pass the DTD validation.

<CONSIGNMENT>

<!--The ConRef is supplied by the customer for the purposes of processing – this value is placed within the activity element to specify which consignments have which activity performed upon them -->

<CONREF>ref 2</CONREF>

<!--The ConNumber must be one supplied by an earlier CREATE submission of consignment details to ExpressConnect (details will be held for a period of 7 days)-->

```

    <CONNUMBER>GE123456782NL</CONNUMBER>
  </CONSIGNMENT>
</CONSIGNMENTBATCH>
<ACTIVITY>
<!--Four activities are available-->
  <CREATE>
    <CONREF>ref 1</CONREF>
  </CREATE>
  <RATE>
    <CONREF>ref 1</CONREF>

```

TNT ExpressConnect Shipping Technical Guide	Version: 1.2
	Date: 09 September 2014

<CONNUMBER>GE012062707</CONNUMBER>  
</RATE>

<BOOK EMAILREQD="Y" ShowBookingRef="Y">  
<CONREF>ref 1</CONREF>  
<CONREF>ref 2</CONREF>  
<CONNUMBER>GE012062707</CONNUMBER>  
</BOOK>

<SHIP>  
<CONREF>ref 1</CONREF>  
<CONREF>ref 2</CONREF>  
<CONNUMBER>GE012062707</CONNUMBER>  
</SHIP>

<PRINT>

<!-- Four types of document are available. You may print only those required for the particular consignment details-->

<REQUIRED>  
<CONREF>ref 2</CONREF>  
</REQUIRED>

<!-- Or specify what documentation you require for the particular consignment details-->

<CONNOTE>  
<CONREF>ref 1</CONREF>  
<CONNUMBER>GE012062707</CONNUMBER>  
</CONNOTE>  
<LABEL>  
<CONREF>ref 1</CONREF>  
</LABEL>  
<MANIFEST>  
<CONREF>ref 1</CONREF>  
</MANIFEST>  
<INVOICE>  
<CONREF>ref 1</CONREF>  
</INVOICE>

</PRINT>

</ACTIVITY>

</ESHIPPER>

TNT ExpressConnect Shipping Technical Guide	Version: 1.2
	Date: 09 September 2014

### 3.7 DTD (DOCUMENT TYPE DEFINITION)

This may be cut and pasted into a file (for example, in Notepad) and saved as a .dtd file for testing your XML format.

#### Shipping Input

```

<!--EShipper input DTD. Version 2.2 September 2010-->
<!ELEMENT ESHIPPER (LOGIN,CONSIGNMENTBATCH,ACTIVITY)>
<!ELEMENT LOGIN (COMPANY,PASSWORD,APPID,(APPVERSION)?)>
<!ELEMENT COMPANY (#PCDATA)>
<!ELEMENT PASSWORD (#PCDATA)>
<!ELEMENT APPID (#PCDATA)>
<!ELEMENT APPVERSION (#PCDATA)>
<!ELEMENT CONSIGNMENTBATCH ((GROUPCODE)?,SENDER,(CONSIGNMENT)*)>
<!ELEMENT SENDER
(COMPANYNAME,STREETADDRESS1,(STREETADDRESS2)?,(STREETADDRESS3)?,CITY,(PROVINCE)?,POSTCODE
,COUNTRY,ACCOUNT,(VAT)?,CONTACTNAME,CONTACTDIALCODE,CONTACTTELEPHONE,(CONTACTEMAIL)?,
COLLECTION)>
<!ELEMENT GROUPCODE (#PCDATA)>
<!ELEMENT COMPANYNAME (#PCDATA)>
<!ELEMENT STREETADDRESS1 (#PCDATA)>
<!ELEMENT STREETADDRESS2 (#PCDATA)>
<!ELEMENT STREETADDRESS3 (#PCDATA)>
<!ELEMENT CITY (#PCDATA)>
<!ELEMENT PROVINCE (#PCDATA)>
<!ELEMENT POSTCODE (#PCDATA)>
<!ELEMENT COUNTRY (#PCDATA)>
<!ELEMENT ACCOUNT (#PCDATA)>
<!ELEMENT VAT (#PCDATA)>
<!ELEMENT CONTACTNAME (#PCDATA)>
<!ELEMENT CONTACTDIALCODE (#PCDATA)>
<!ELEMENT CONTACTTELEPHONE (#PCDATA)>
<!ELEMENT CONTACTEMAIL (#PCDATA)>
<!ELEMENT COLLECTION
((COLLECTIONADDRESS)?,SHIPDATE,PREFCOLLECTTIME,(ALTCOLLECTTIME)?,COLLINSTRUCTIONS,(CONFIR
MATIONEMAILADDRESS)?)>
<!ELEMENT COLLECTIONADDRESS
(COMPANYNAME,STREETADDRESS1,(STREETADDRESS2)?,(STREETADDRESS3)?,CITY,(PROVINCE)?,POSTCODE
,COUNTRY,(VAT)?,CONTACTNAME,CONTACTDIALCODE,CONTACTTELEPHONE,(CONTACTEMAIL)?)>
<!ELEMENT SHIPDATE (#PCDATA)>
<!ELEMENT PREFCOLLECTTIME (FROM,TO)>
<!ELEMENT FROM (#PCDATA)>
<!ELEMENT TO (#PCDATA)>
<!ELEMENT ALTCOLLECTTIME (FROM,TO)>
<!ELEMENT COLLINSTRUCTIONS (#PCDATA)>
<!ELEMENT CONFIRMATIONEMAILADDRESS (#PCDATA)>
<!ELEMENT CONSIGNMENT (CONREF,(DETAILS|CONNUMBER))>
<!ELEMENT CONREF (#PCDATA)>
<!ELEMENT CONNUMBER (#PCDATA)>
<!ELEMENT DETAILS

```

TNT ExpressConnect Shipping Technical Guide	Version: 1.2
	Date: 09 September 2014

```

(RECEIVER,(DELIVERY)?,(CONNUMBER)?,CUSTOMERREF,CONTYPE,PAYMENTIND,ITEMS,TOTALWEIGHT,TOT
ALVOLUME,(CURRENCY)?,(GOODSVVALUE)?,(INSURANCEVALUE)?,(INSURANCECURRENCY)?,SERVICE,(OPTIO
N)*,DESCRIPTION,DELIVERYINST, (CUSTOMCONTROLIN)?, (HAZARDOUS)?, (UNNUMBER)?, (PACKAGE)*>
<!ELEMENT RECEIVER
(COMPANYNAME,STREETADDRESS1,(STREETADDRESS2)?,(STREETADDRESS3)?,CITY,(PROVINCE)?,POSTCODE
,COUNTRY,(VAT)?,CONTACTNAME,CONTACTDIALCODE,CONTACTTELEPHONE,(CONTACTEMAIL)?,(ACCOUNT
)?,(ACCOUNTCOUNTRY)?>
<!ELEMENT ACCOUNTCOUNTRY (#PCDATA)>
<!ELEMENT DELIVERY
(COMPANYNAME,STREETADDRESS1,(STREETADDRESS2)?,(STREETADDRESS3)?,CITY,(PROVINCE)?,POSTCODE
,COUNTRY,(VAT)?,CONTACTNAME,CONTACTDIALCODE,CONTACTTELEPHONE,(CONTACTEMAIL)?>
<!ELEMENT CUSTOMERREF (#PCDATA)>
<!ELEMENT CONTYPE (#PCDATA)>
<!ELEMENT PAYMENTIND (#PCDATA)>
<!ELEMENT ITEMS (#PCDATA)>
<!ELEMENT TOTALWEIGHT (#PCDATA)>
<!ELEMENT TOTALVOLUME (#PCDATA)>
<!ELEMENT CURRENCY (#PCDATA)>
<!ELEMENT GOODSVVALUE (#PCDATA)>
<!ELEMENT INSURANCEVALUE (#PCDATA)>
<!ELEMENT INSURANCECURRENCY (#PCDATA)>
<!ELEMENT SERVICE (#PCDATA)>
<!ELEMENT OPTION (#PCDATA)>
<!ELEMENT DESCRIPTION (#PCDATA)>
<!ELEMENT DELIVERYINST (#PCDATA)>
<!ELEMENT CUSTOMCONTROLIN (#PCDATA)>
<!ELEMENT HAZARDOUS (#PCDATA)>
<!ELEMENT UNNUMBER (#PCDATA)>
<!ELEMENT PACKAGE (ITEMS,DESCRIPTION,LENGTH,HEIGHT,WIDTH,WEIGHT,(ARTICLE)*>
<!ELEMENT LENGTH (#PCDATA)>
<!ELEMENT HEIGHT (#PCDATA)>
<!ELEMENT WIDTH (#PCDATA)>
<!ELEMENT WEIGHT (#PCDATA)>
<!ELEMENT ARTICLE (ITEMS,DESCRIPTION,WEIGHT,INVOICEVALUE,INVOICEDESC,HTS,COUNTRY,(EMRN)?>
<!ELEMENT INVOICEVALUE (#PCDATA)>
<!ELEMENT INVOICEDESC (#PCDATA)>
<!ELEMENT HTS (#PCDATA)>
<!ELEMENT EMRN (#PCDATA)>
<!ELEMENT ACTIVITY ((CREATE)?,(RATE)?,(BOOK)?,(SHIP)?,(PRINT)?,(SHOW_GROUPCODE)?>
<!ELEMENT CREATE (CONREF)+>
<!ELEMENT RATE ((CONREF)*,(CONNUMBER)*>
<!ELEMENT BOOK (GROUPCODE|((CONREF)*,(CONNUMBER)*))>
<!ATTLIST BOOK EMAILREQD CDATA #IMPLIED>
<!ATTLIST BOOK ShowBookingRef CDATA "N">
<!ELEMENT SHIP (GROUPCODE|((CONREF)*,(CONNUMBER)*))>
<!ELEMENT PRINT
((REQUIRED)?,(CONNOTE)?,(LABEL)?,(MANIFEST)?,(INVOICE)?,(EMAILTO)?,(EMAILFROM)?,(FAXTO)?>
<!ELEMENT SHOW_GROUPCODE EMPTY>
<!ELEMENT REQUIRED ((CONREF)*,(CONNUMBER)*>
<!ELEMENT CONNOTE ((CONREF)*,(CONNUMBER)*>
<!ELEMENT LABEL ((CONREF)*,(CONNUMBER)*>
<!ELEMENT MANIFEST (GROUPCODE|((CONREF)*,(CONNUMBER)*))>

```

TNT ExpressConnect Shipping Technical Guide	Version: 1.2
	Date: 09 September 2014

<!ELEMENT INVOICE ((CONREF)\*,(CONNUMBER)\*)>  
<!ELEMENT EMAILTO (#PCDATA)>  
<!ATTLIST EMAILTO type CDATA #IMPLIED>  
<!ELEMENT EMAILFROM (#PCDATA)>TNT OUTPUT



TNT ExpressConnect Shipping Technical Guide	Version: 1.2
	Date: 09 September 2014

### 3.8 FORMAT

If the submitted XML has passed the initial login and DTD validation, then reading from your socket connection will give you a short character string. This string, returned from the TNT server, holds your unique access key for the XML submission that has just been processed. It will look like this:

COMPLETED:12345678

Where '12345678' in the example will be a unique number of 4 – 8 digits.

TNT ExpressConnect Shipping Technical Guide	Version: 1.2
	Date: 09 September 2014

### 3.9 HOW TO SEND THE ACCESS KEY

Your code needs to take this number and send it back as part of a character string into the TNT server - in exactly the same way that you sent the XML document. The character string you send it in will depend upon which XML document you wish to retrieve. The options using the example access key '12345678' are:

GET\_RESULT:12345678

GET\_CONNOTE:12345678

GET\_LABEL:12345678

GET\_MANIFEST:12345678

GET\_INVOICE:12345678

So, if you require the consignment note XML you will actually be sending through the socket the message:

“xml\_in=GET\_CONNOTE:12345678”

The XML files are stored on the TNT ExpressConnect server for a period of 26 days, if later retrieval is necessary.

TNT ExpressConnect Shipping Technical Guide	Version: 1.2
	Date: 09 September 2014

## 4. XML FORMAT: RESULTS

### 4.1 TABLE OF XML ELEMENTS

For the Create, Rate and Book activities, the return data will be contained within one XML document. If successfully processed, this will be in the following format.

(The print activity is processed differently and will be dealt with in a later section).

XML ELEMENT	DESCRIPTION	MAX LENGTH	PARENT ELEMENT
<b>document</b>	Top level element		None
<b>GROUPCODE (optional)</b>	Groupcode for the consignment batch. (For further information on Group codes see appendix XII).		Document
<b>CREATE (optional)</b>	Holds details of create activity results		Document
<b>CONSIGNMENT</b>	One element per passed in consignment for this activity. Holds details elements		CREATE
<b>CONREF</b>	Con Ref identifying consignment in original document	20	CONSIGNMENT
<b>CONNUMBER</b>	Consignment number assigned to the passed in consignment details	15	CONSIGNMENT
<b>SUCCESS</b>	Either 'Y', if successful operation, or 'N', if not	1	CONSIGNMENT
<b>RATE (optional)</b>	Holds details of rate activity results		Document
<b>PRICE</b>	One element per passed in consignment for this activity. Holds details elements.		RATE
<b>RATEID</b>	Corresponds to either the ConRef or the consignment number of the passed in consignment	20	PRICE
<b>SERVICE</b>	The Service code	3	PRICE
<b>SERVICEDESC</b>	Service description	30	PRICE
<b>OPTION</b>		2	PRICE
<b>OPTIONDESC</b>		30	PRICE
<b>RATE</b>		Currency field	PRICE
<b>RESULT</b>	Either 'Y', if rate successfully returned, or 'N', if not	1	PRICE
<b>BOOK (optional)</b>	Holds details of book activity if used		Document
<b>CONSIGNMENT</b>	One element per passed in consignment for this activity. Holds details		BOOK
<b>CONREF</b>	Con Ref identifying consignment in original document	20	BOOK
<b>CONNUMBER</b>	Consignment number assigned to the passed in consignment details. (See Appendix XI for info on check digit).	15	BOOK
<b>SUCCESS</b>	Either 'Y', if successful operation, or 'N', if not	1	BOOK
<b>FIRSTTIMETRADER</b>	'Y' indicates that first time trader rules will apply to collection. 'N' is otherwise.	1	BOOK
<b>BOOKINGREF</b>	Contains the reference number generated by TNT's collection booking system (only if 'ShowBookingRef="Y"' attribute included)		BOOK
<b>PRINT</b>	If print required indicates success of each print type		Document
<b>CONNOTE</b>	Holds value 'CREATED' if print document produced	7	PRINT
<b>LABEL</b>	Holds value 'CREATED' if print document produced	7	PRINT
<b>MANIFEST</b>	Holds value 'CREATED' if print document produced	7	PRINT
<b>INVOICE</b>	Holds value 'CREATED' if print document produced	7	PRINT

TNT ExpressConnect Shipping Technical Guide	Version: 1.2
	Date: 09 September 2014

<b>ERROR</b>	Holds error elements		Document, CREATE, RATE or BOOK
<b>CODE</b>	For internal TNT use and referencing the error table	3	ERROR
<b>DESCRIPTION</b>	The error	70	ERROR
<b>SOURCE</b>	Will hold extra information if available e.g. which consignment generated the fault	30	ERROR

TNT ExpressConnect Shipping Technical Guide	Version: 1.2
	Date: 09 September 2014

## 4.2 EXAMPLE OF RESULTS XML (INTERNATIONAL)

```

<?xml version="1.0" standalone="yes"?>
<document>
  <!-- - GROUPCODE element included by <SHOW_GROUPCODE> element in input. (For further information on
Group codes see appendix XII). - ->
  <GROUPCODE>12345678</GROUPCODE>
  <CREATE>
    <!--A result and consignment number will be returned for each set of consignment details
submitted for creation. If a customers own consignment number is specified in the input XML then this
number will be used -->

    <CONREF>ref 1</CONREF>
    <CONNUMBER>GE09889787GB</CONNUMBER>
    <SUCCESS>Y</SUCCESS>

    <CONREF>ref 2</CONREF>
    <CONNUMBER>GE098645789GB</CONNUMBER>
    <SUCCESS>Y</SUCCESS>
  </CREATE>

  <RATE>
    <!-- A rate and the conref will be returned for each set of consignment details, for each
combination of service/option available for the specified service. For UK domestic price requests – a quote
is generated for all services. For more information on Pricing (including element descriptions), please refer
to the Pricing User guide. -->
    <PRICE>


---


      <RATEID>ref 1</RATEID>
      <SERVICE>productcode</SERVICE>
      <SERVICEDESC>servicedesc</SERVICEDESC>
      <OPTION>optioncode</OPTION>
      <OPTIONDESC>optiondesc</OPTIONDESC>
      <RATE>70 90</RATE>
      <RESULT>Y </RESULT>
    </PRICE>


---


      <RATEID>ref 2</RATEID>
      <SERVICE>productcode</SERVICE>
      <SERVICEDESC>servicedesc</SERVICEDESC>
      <OPTION>optioncode</OPTION>
      <OPTIONDESC>optiondesc</OPTIONDESC>
      <CURRENCY>GBP</CURRENCY>
      <RATE>34 50</RATE>
      <RESULT>Y </RESULT>
    </PRICE>
  </RATE>

  <BOOK>
    <!--A result and consignment number will be returned for each set of consignment details
submitted for booking-->

```

TNT ExpressConnect Shipping Technical Guide	Version: 1.2
	Date: 09 September 2014

```
<CONSIGNMENT>
  <CONREF>ref 1</CONREF>
  <CONNUMBER>GE09889787GB</CONNUMBER>
  <SUCCESS>Y</SUCCESS>
  <FIRSTTIMETRADER>N</FIRSTTIMETRADER>
  <BOOKINGREF>CVT 876543</BOOKINGREF>
</CONSIGNMENT>
</BOOK>
<PRINT>
  <CONNOTE>CREATED</CONNOTE>
  <LABEL>CREATED</LABEL>
  <MANIFEST>CREATED</MANIFEST>
  <INVOICE>CREATED</NVOICE>
</PRINT>
</DOCUMENT>
```

TNT ExpressConnect Shipping Technical Guide	Version: 1.2
	Date: 09 September 2014

### 4.3 EXAMPLE OF RESULTS XML (UK DOMESTIC)

```

<document>
  <CREATE>
    <CONREF>123</CONREF>
    <CONNUMBER>123</CONNUMBER>
    <SUCCESS>Y</SUCCESS>
  </CREATE>
  <-- For UK domestic price requests – a quote is generated for all services. For more information on Pricing
  (including element descriptions), please refer to the Pricing User guide -->
  <RATE>
    <priceResponse>
      <generatedByName>192.192.192.192</generatedByName>
      <generatedById>192.192.192.192</generatedById>
      <discount />
      <requestDateTime />
      <errorDescription />
      <quoteReference>01/123456</quoteReference>
      <availableCollectionDate>2012-02-31T00:00:00</availableCollectionDate>
      <hazardousGoodsAllowed>>false</hazardousGoodsAllowed>
      <collectionDepot />
      <ratingDepot>019</ratingDepot>
      <accountName>Test acc name</accountName>
      <divisionNumber>010</divisionNumber>
      <noteType>3</noteType>
      <enhancedLiabilityIndicator>>false</enhancedLiabilityIndicator>
      <options>CF</options>
      <bookingStatus>QuoteViaWeb</bookingStatus>
      <quoteComment>Generated via Web Request</quoteComment>
      <availableDeliveries>
        <date>2012-02-01T00:00:00</date>
        <reference>1</reference>
      </availableDeliveries>
      <ratedServices>
        <ratedService>
          <deliveryReference />
          <code>1</code>
          <description>EXPRESS</description>
          <division>D</division>
          <charge>8.91</charge>
          <guaranteed>>true</guaranteed>
          <discount>0.00</discount>
          <surcharges>
            <category>CF</category>
            <description>CF Surcharge</description>
            <charge>0.00</charge>
            <commodityCode />
            <category>8</category>
            <description>Express Index</description>
            <charge>8.00</charge>
            <commodityCode />
          </surcharges>
        </ratedService>
      </ratedServices>
    </priceResponse>
  </RATE>

```

TNT ExpressConnect Shipping Technical Guide	Version: 1.2
	Date: 09 September 2014

```

<deliveryDate>2012-02-01T00:00:00</deliveryDate>
<accepted>true</accepted>
<commodityCode />
</ratedService>
<ratedService>
<deliveryReference />
<code>AM</code>
<description>12:00 EXPRESS</description>
<division>D</division>
<charge>11.88</charge>
<guaranteed>true</guaranteed>
<discount>0.00</discount>
<surcharges>
<category>CF</category>
<description>CF Surcharge</description>
<charge>0.00</charge>
<commodityCode />
<category>8</category>
<description>Express Index</description>
<charge>8.00</charge>
<commodityCode />
</surcharges>
<deliveryDate>2012-02-01T00:00:00</deliveryDate>
<accepted>>false</accepted>
<commodityCode />
</ratedService>
<ratedService>
<deliveryReference />
<code>BN</code>
<description>09:00 EXPRESS</description>
<division>D</division>
<charge>21.01</charge>
<guaranteed>true</guaranteed>
<discount>0.00</discount>
<surcharges>
<category>CF</category>
<description>CF Surcharge</description>
<charge>0.00</charge>
<commodityCode />
<category>8</category>
<description>Express Index</description>
<charge>8.00</charge>
<commodityCode />
</surcharges>
<deliveryDate>2012-02-01T00:00:00</deliveryDate>
<accepted>>false</accepted>
<commodityCode />
</ratedService>
<ratedService>
<deliveryReference />
<code>BT</code>
<description>10:00 EXPRESS</description>

```



TNT ExpressConnect Shipping Technical Guide	Version: 1.2
	Date: 09 September 2014

```

<division>D</division>
<charge>17.77</charge>
<guaranteed>true</guaranteed>
<discount>0.00</discount>
<surcharges>
  <category>CF</category>
  <description>CF Surcharge</description>
  <charge>0.00</charge>
  <commodityCode />
  <category>8</category>
  <description>Express Index</description>
  <charge>8.00</charge>
  <commodityCode />
</surcharges>
<deliveryDate>2012-02-01T00:00:00</deliveryDate>
<accepted>false</accepted>
<commodityCode />
</ratedService>
</ratedServices>
</availableDeliveries>
<quoteHistory />
</priceResponse>
</RATE>
<BOOK>
  <CONSIGNMENT>
    <CONREF>20120130131919-3791</CONREF>
    <CONNUMBER>55964584</CONNUMBER>
    <SUCCESS>Y</SUCCESS>
    <FIRSTTIMETRADER>Y</FIRSTTIMETRADER>
  </CONSIGNMENT>
</BOOK>
<PRINT>
  <CONNOTE>CREATED</CONNOTE>
  <LABEL>CREATED</LABEL>
  <MANIFEST>CREATED</MANIFEST>
  <INVOICE>CREATED</INVOICE>
</PRINT>
</document>

```

TNT ExpressConnect Shipping Technical Guide	Version: 1.2
	Date: 09 September 2014

## 5. XML FORMAT: SHIPPING DOCUMENTS

### 5.1 TABLE OF XML ELEMENTS

XML ELEMENT	MUST HOLD DATA	DESCRIPTION	MAX LENGTH	DOCUMENTS IN WHICH ELEMENT IS PRESENT	PARENT ELEMENT
CONSIGNMENTBATCH	Y	Top level element		Connote, Label, Invoice, Manifest	None
GROUPCODE	Y	Group code for the consignment batch. (For further information on Group codes see appendix XII).		Manifest (summary manifest only)	CONSIGNMENTBATCH
CONSIGNMENT (may be multiple)	Y	Holds Header element and consignment detail elements		Connote, Label, Invoice, Manifest	CONSIGNMENTBATCH
HEADER	Y	Holds Sender detail elements		Connote, Label, Invoice, Manifest	CONSIGNMENT
COUNTRY	Y	Sender Country (Full name)		Connote, Label, Invoice, Manifest	HEADER
ACCOUNT	Y	Sender account	13	Connote, Label, Invoice, Manifest	HEADER
VAT	N	Sender VAT number	20	Connote, Label, Invoice, Manifest	HEADER
COMPANYNAME	Y	Full company name	50	Connote, Label, Invoice, Manifest	HEADER
STREETADDRESS1	Y	First line of address	30	Connote, Label, Invoice, Manifest	HEADER
STREETADDRESS2	N	Second line of address	30	Connote, Label, Invoice, Manifest	HEADER
STREETADDRESS3	N	Third line of address	30	Connote, Label, Invoice, Manifest	HEADER
CITY	Y	Town name	30	Connote, Label, Invoice, Manifest	HEADER
PROVINCE	N	Province name	30	Connote, Label, Invoice, Manifest	HEADER
POSTCODE	N	Postcode (mandatory for postcode countries)	9	Connote, Label, Invoice, Manifest	HEADER
CONTACTNAME	Y	Name of person to be contacted if needed	25	Connote, Label, Invoice, Manifest	HEADER
CONTACTDIALCODE	N	This person's dial code	7	Connote, Label, Invoice, Manifest	HEADER
CONTACTTELEPHONE	N	This person's telephone number	12	Connote, Label, Invoice, Manifest	HEADER
SHIPMENTDATE	Y	Date on which collection is to be shipped	12	Connote, Label, Invoice, Manifest	HEADER
COUNTRY	Y	Receiver Country (Full name)		Connote, Label, Invoice, Manifest	CONSIGNMENT
RECIPNAME	Y	Full company name	50	Connote, Label, Invoice, Manifest	CONSIGNMENT
STREETADDRESS1	Y	First line of address	30	Connote, Label, Invoice, Manifest	CONSIGNMENT

TNT ExpressConnect Shipping Technical Guide	Version: 1.2
	Date: 09 September 2014

<b>STREETADDRESS2</b>	N	Second line of address	30	Connote, Label, Invoice, Manifest	CONSIGNMENT
<b>STREETADDRESS3</b>	N	Third line of address	30	Connote, Label, Invoice, Manifest	CONSIGNMENT
<b>CITY</b>	N	Town name	30	Connote, Label, Invoice, Manifest	CONSIGNMENT
<b>PROVINCE</b>	N	Province name	30	Connote, Label, Invoice, Manifest	CONSIGNMENT
<b>POSTCODE</b>	N	Postcode	9	Connote, Label, Invoice, Manifest	CONSIGNMENT
<b>CONTACTNAME</b>	Y	Name of person to be contacted if needed	25	Connote, Label, Invoice, Manifest	CONSIGNMENT
<b>CONTACTDIALCODE</b>	N	This person's dial code	7	Connote, Label, Invoice, Manifest	CONSIGNMENT
<b>CONTACTTELEPHONE</b>	N	This person's telephone number	12	Connote, Label, Invoice, Manifest	CONSIGNMENT
<b>CONTACTEMAIL</b>	N	This person's email address (More info: Appendix VIII).	30	Connote, Label, Invoice, Manifest	CONSIGNMENT
<b>VAT</b>	N	Company VAT number	20	Connote, Label, Invoice, Manifest	CONSIGNMENT
<b>TOTALVOLUME</b>	N	Total Volume of all packages	3.2	Connote, Label, Invoice, Manifest	CONSIGNMENT
<b>TOTALWEIGHT</b>	Y	Total weight of all packages	4.2	Connote, Label, Invoice, Manifest	CONSIGNMENT
<b>CUSTOMERREF</b>	N	Customer reference	25	Connote, Label, Invoice, Manifest	CONSIGNMENT
<b>CONSIGNMENTTYPE</b>	Y	Consignment Type	1	Connote, Label, Invoice, Manifest	CONSIGNMENT
<b>CONNUMBER</b>	Y	A consignment number previously generated by ExpressConnect Shipping. (See Appendix XI for info on check digit).	15	Connote, Label, Invoice, Manifest	CONSIGNMENT
<b>SERVICE</b>	Y	The TNT service required	3	Connote, Label, Invoice, Manifest	CONSIGNMENT
<b>INSURANCEVALUE</b>	N	Insurance value of consignment in specified currency	12.2	Connote, Label, Invoice, Manifest	CONSIGNMENT
<b>GOODSDESC1</b>	N	First 30 characters of goods description	30	Connote, Label, Invoice, Manifest	CONSIGNMENT
<b>GOODSDESC2</b>	N	Middle 30 characters of goods description	30	Connote, Label, Invoice, Manifest	CONSIGNMENT
<b>GOODSDESC3</b>	N	Last 30 characters of goods description	30	Connote, Label, Invoice, Manifest	CONSIGNMENT
<b>TOTALITEMS</b>	Y	Total number of packages in consignment	3	Connote, Label, Invoice, Manifest	CONSIGNMENT
<b>GOODSVALUE</b>	N	Value of consignment in specified currency	12.2	Connote, Label, Invoice, Manifest	CONSIGNMENT
<b>DELIVERYINST</b>	N	Delivery Instructions	60	Connote, Label, Invoice, Manifest	CONSIGNMENT
<b>OPTION1</b>	N	Option required on this service	2	Connote, Label, Invoice, Manifest	CONSIGNMENT
<b>OPTION2</b>	N	Option required on this service	2	Connote, Label, Invoice, Manifest	CONSIGNMENT

TNT ExpressConnect Shipping Technical Guide	Version: 1.2
	Date: 09 September 2014

				Manifest	
<b>OPTION3</b>	N	Option required on this service	2	Connote, Label, Invoice, Manifest	CONSIGNMENT
<b>OPTION4</b>	N	Option required on this service	2	Connote, Label, Invoice, Manifest	CONSIGNMENT
<b>OPTIONS</b>	N	Option required on this service	2	Connote, Label, Invoice, Manifest	CONSIGNMENT
<b>CURRENCY</b>	N	Currency to be used	3	Connote, Label, Invoice, Manifest	CONSIGNMENT
<b>INSURANCECURRENCY</b>	N	Always the same as currency	3	Connote, Label, Invoice, Manifest	CONSIGNMENT
<b>PAYMENTIND</b>	N	Payment Indicator (Sender 'S' or Receiver 'R')	1	Connote, Label, Invoice, Manifest	CONSIGNMENT
<b>CONREF</b>	N	For TNT use only	25	Connote, Label, Invoice, Manifest	CONSIGNMENT
<b>PACKAGE (optional - multiple package elements allowed)</b>	Y	Holds elements related to the package		Label, Invoice, Manifest	CONSIGNMENT
<b>LENGTH</b>	Y	Length of package	1.2	Invoice, Manifest	PACKAGE
<b>HEIGHT</b>	Y	Height of package	1.2	Invoice, Manifest	PACKAGE
<b>WIDTH</b>	Y	Width of package	1.2	Invoice, Manifest	PACKAGE
<b>WEIGHT</b>	Y	Weight of package	2.2	Invoice, Manifest	PACKAGE
<b>ITEMS</b>	Y	Number of Packages of package type	4	Invoice, Manifest	PACKAGE
<b>VOLUME</b>	Y	Volume of package	2.2	Invoice, Manifest	PACKAGE
<b>PACKAGEINDEX</b>	Y	Package number in list of packages	2	Label, Invoice, Manifest	PACKAGE
<b>ARTICLE (Optional – multiple allowed)</b>	Y	Holds article related elements		Invoice	PACKAGE
<b>PACKAGECODE</b>	Y	TNT use - Associates article with a package	10	Invoice	ARTICLE
<b>INVOICEVALUE</b>	Y	Invoice Value of article	12.2	Invoice	ARTICLE
<b>INVOICEDESC</b>	Y	Invoice Description of article	60	Invoice	ARTICLE
<b>ITEMS</b>	Y	Number of items in article	4	Invoice	ARTICLE
<b>DESCRIPTION</b>	Y	Article description	60	Invoice	ARTICLE
<b>WEIGHT</b>	Y	Weight of article	2.2	Invoice	ARTICLE
<b>HTS</b>	N	HTS number	15	Invoice	ARTICLE
<b>COUNTRY</b>	N	Country of article's origin	3	Invoice	ARTICLE

TNT ExpressConnect Shipping Technical Guide	Version: 1.2
	Date: 09 September 2014

## 5.2 EXAMPLE OF CONSIGNMENT NOTE XML

```
<?xml version="1.0" encoding="ISO_8859-1" standalone="yes"?>
```

```
<!--The XSL style sheet is located on the TNT ExpressConnect server, but may be supplied (along with the barcode and logo images) to the customer to locate on their own server for a faster download if required-->
```

```
<!--This is the declaration returned for the most up-to-date version 2.1 stylesheets -- >
```

```
<?xml-stylesheet href="http://164.39.41.13:81/Shipper/NewStyleSheets/connote.xml" type="text/xml"?>
```

```
<!--If you wish to retrieve documentation using the older version 2.0 stylesheets please reference the following declaration -- >
```

```
<?xml-stylesheet href="http://164.39.41.13:81/Shipper/connote.xml" type="text/xml"?>
```

```
<CONSIGNMENTBATCH>
```

```
<!--One consignment element per consignment requiring a consignment note-->
```

```

<CONSIGNMENT>
  <HEADER>
    <SHIPMENTDATE>01/08/2002</SHIPMENTDATE>

    <SENDER>
      <COMPANYNAME>Sender Co.</COMPANYNAME>
      <STREETADDRESS1>TNT Express House</STREETADDRESS1>
      <STREETADDRESS2>Holly Lane</STREETADDRESS2>
      <STREETADDRESS3></STREETADDRESS3>
      <CITY>Atherstone</CITY>
      <PROVINCE>Warwickshire</PROVINCE>
      <POSTCODE>CV9 2RY</POSTCODE>
      <COUNTRY>United Kingdom</COUNTRY>
      <CONTACTNAME>Mr Contact</CONTACTNAME>
      <CONTACTDIALCODE>01827</CONTACTDIALCODE>
      <CONTACTTELEPHONE>717733</CONTACTTELEPHONE>
      <ACCOUNT>111111111</ACCOUNT>
      <VAT></VAT>
    </SENDER>

    <COLLECTION>
      <COMPANYNAME>Collection Co.</COMPANYNAME>
      <STREETADDRESS1>Lloyd House</STREETADDRESS1>
      <STREETADDRESS2>Manor Road</STREETADDRESS2>
      <STREETADDRESS3></STREETADDRESS3>
      <CITY>Mancetter</CITY>
      <PROVINCE>Warwickshire</PROVINCE>
      <POSTCODE>CV9 1TT</POSTCODE>
      <COUNTRY>United Kingdom</COUNTRY>
      <CONTACTNAME>Mr Contact</CONTACTNAME>
      <CONTACTDIALCODE>01827</CONTACTDIALCODE>
      <CONTACTTELEPHONE>712345</CONTACTTELEPHONE>

```

TNT ExpressConnect Shipping Technical Guide	Version: 1.2
	Date: 09 September 2014

```

<ACCOUNT></ACCOUNT>
<VAT></VAT>
</COLLECTION>
</HEADER>

<RECEIVER>
<COMPANYNAME>Receiver Co.</COMPANYNAME>
<STREETADDRESS1>International Mail</STREETADDRESS1>
<STREETADDRESS2>Bellsingel 51</STREETADDRESS2>
<STREETADDRESS3></STREETADDRESS3>
<CITY>Amsterdam</CITY>
<PROVINCE></PROVINCE>
<POSTCODE>1100 AA</POSTCODE>
<COUNTRY>Netherlands</COUNTRY>
<CONTACTNAME>Mr Frank</CONTACTNAME>
<CONTACTDIALCODE>1672</CONTACTDIALCODE>
<CONTACTTELEPHONE>987432</CONTACTTELEPHONE>
<ACCOUNT></ACCOUNT>
<VAT>7668880</VAT>
</RECEIVER>

<DELIVERY>
<COMPANYNAME>Delivery Co.</COMPANYNAME>
<STREETADDRESS1>Customer Service Dept</STREETADDRESS1>
<STREETADDRESS2>Kanaalweg 15G</STREETADDRESS2>
<STREETADDRESS3></STREETADDRESS3>
<CITY>Amsterdam</CITY>
<PROVINCE></PROVINCE>
<POSTCODE>1100 AA</POSTCODE>
<COUNTRY>Netherlands</COUNTRY>
<CONTACTNAME>Mr Frank</CONTACTNAME>
<CONTACTDIALCODE>1672</CONTACTDIALCODE>
<CONTACTTELEPHONE>987432</CONTACTTELEPHONE>
<ACCOUNT></ACCOUNT>
<VAT>7668880</VAT>
</DELIVERY>

<TOTALVOLUME units="m3">0.27</TOTALVOLUME>
<TOTALWEIGHT units="kg">1.4</TOTALWEIGHT>
<CUSTOMERREF>TESTa</CUSTOMERREF>
<CONSIGNMENTTYPE>N</CONSIGNMENTTYPE>
<CONNUMBER>GE625078740GB</CONNUMBER>
<SERVICE>15N Global Express</SERVICE>
<INSURANCEVALUE>200</INSURANCEVALUE>
<GOODSDESC1>Optical media</GOODSDESC1>
<GOODSDESC2></GOODSDESC2>
<GOODSDESC3></GOODSDESC3>
<TOTALITEMS>2</TOTALITEMS>
<GOODSVOLUME>200</GOODSVOLUME>
<DELIVERYINST>Delivery to reception</DELIVERYINST>
<OPTION1>PR Priority</OPTION1>
<OPTION2></OPTION2>

```

TNT ExpressConnect Shipping Technical Guide	Version: 1.2
	Date: 09 September 2014

<OPTION3></OPTION3>  
<OPTION4></OPTION4>  
<OPTION5></OPTION5>  
<CURRENCY>GBP</CURRENCY>  
<INSURANCECURRENCY>GBP</INSURANCECURRENCY>  
<PAYMENTIND>S</PAYMENTIND>  
<CONREF>TESTa</CONREF>  
</CONSIGNMENT>  
</CONSIGNMENTBATCH>

TNT ExpressConnect Shipping Technical Guide	Version: 1.2
	Date: 09 September 2014

### 5.3 EXAMPLE OF LABEL XML

```
<?xml version="1.0" encoding="ISO_8859-1" standalone="yes"?>
```

```
<!--The XSL style sheet is located on the TNT ExpressConnect server, but may be supplied (along with the barcode and logo images) to the customer to locate on their own server for a faster download if required-->
```

```
<!-- This is the declaration returned for the most up-to-date version 2.1 stylesheets -- >
```

```
<?xml-stylesheet href="http://164.39.41.13:81/Shipper/NewStyleSheets/label.xml" type="text/xsl"?>
```

```
<!--If you wish to retrieve documentation using the older version 2.0 stylesheets please reference the following declaration -- >
```

```
<?xml-stylesheet href="http://164.39.41.13:81/Shipper/label.xml" type="text/xsl"?>
```

```
<CONSIGNMENTBATCH>
```

```
<!--One package element per item in consignment for all consignments requiring labels-->
```

```
<PACKAGE>
  <HEADER>
    <SHIPMENTDATE>01/08/2002</SHIPMENTDATE>
    <SENDER>
      <COMPANYNAME>Sender Co.</COMPANYNAME>
      <STREETADDRESS1>TNT Express House</STREETADDRESS1>
      <STREETADDRESS2>Holly Lane</STREETADDRESS2>
      <STREETADDRESS3></STREETADDRESS3>
      <CITY>Atherstone</CITY>
      <PROVINCE>Warwickshire</PROVINCE>
      <POSTCODE>CV9 2RY</POSTCODE>
      <COUNTRY>United Kingdom</COUNTRY>
      <CONTACTNAME>Mr Contact</CONTACTNAME>
      <CONTACTDIALCODE>01827</CONTACTDIALCODE>
      <CONTACTTELEPHONE>717733</CONTACTTELEPHONE>
      <ACCOUNT>11111111</ACCOUNT>
      <VAT></VAT>
    </SENDER>
    <COLLECTION>
      <COMPANYNAME>Collection Co.</COMPANYNAME>
      <STREETADDRESS1>Lloyd House</STREETADDRESS1>
      <STREETADDRESS2>Manor Road</STREETADDRESS2>
      <STREETADDRESS3></STREETADDRESS3>
      <CITY>Mancetter</CITY>
      <PROVINCE>Warwickshire</PROVINCE>
      <POSTCODE>CV9 1TT</POSTCODE>
      <COUNTRY>United Kingdom</COUNTRY>
      <CONTACTNAME>Mr Contact</CONTACTNAME>
      <CONTACTDIALCODE>01827</CONTACTDIALCODE>
      <CONTACTTELEPHONE>712345</CONTACTTELEPHONE>
      <ACCOUNT></ACCOUNT>
    </COLLECTION>
  </HEADER>
</PACKAGE>
```



TNT ExpressConnect Shipping Technical Guide	Version: 1.2
	Date: 09 September 2014

```

<VAT></VAT>
</COLLECTION>
</HEADER>
  <CONSIGNMENT><RECEIVER>
    <COMPANYNAME>Receiver Co.</COMPANYNAME>
    <STREETADDRESS1>International Mail</STREETADDRESS1>
    <STREETADDRESS2>Bellsingel 51</STREETADDRESS2>
    <STREETADDRESS3></STREETADDRESS3>
    <CITY>Amsterdam</CITY>
    <PROVINCE></PROVINCE>
    <POSTCODE>1100 AA</POSTCODE>
    <COUNTRY>Netherlands</COUNTRY>
    <CONTACTNAME>Mr Frank</CONTACTNAME>
    <CONTACTDIALCODE>1672</CONTACTDIALCODE>
    <CONTACTTELEPHONE>987432</CONTACTTELEPHONE>
    <ACCOUNT></ACCOUNT>
    <VAT>7668880</VAT>
  </RECEIVER>
  <DELIVERY>
    <COMPANYNAME>Delivery Co.</COMPANYNAME>
    <STREETADDRESS1>Customer Service Dept</STREETADDRESS1>
    <STREETADDRESS2>Kanaalweg 15G</STREETADDRESS2>
    <STREETADDRESS3></STREETADDRESS3>
    <CITY>Amsterdam</CITY>
    <PROVINCE></PROVINCE>
    <POSTCODE>1100 AA</POSTCODE>
    <COUNTRY>Netherlands</COUNTRY>
    <CONTACTNAME>Mr Frank</CONTACTNAME>
    <CONTACTDIALCODE>1672</CONTACTDIALCODE>
    <CONTACTTELEPHONE>987432</CONTACTTELEPHONE>
    <ACCOUNT></ACCOUNT>
    <VAT>7668880</VAT>
  </DELIVERY>
  <TOTALVOLUME units="m3">0.27</TOTALVOLUME>
  <TOTALWEIGHT units="kg">1.4</TOTALWEIGHT>
  <CUSTOMERREF>TESTa</CUSTOMERREF>
  <CONSIGNMENTTYPE>N</CONSIGNMENTTYPE>
  <CONNUMBER>GE625078740GB</CONNUMBER>
  <SERVICE>15N Global Express</SERVICE>
  <INSURANCEVALUE>200</INSURANCEVALUE>
  <GOODSDESC1>Optical media</GOODSDESC1>
  <GOODSDESC2></GOODSDESC2>
  <GOODSDESC3></GOODSDESC3>
  <TOTALITEMS>2</TOTALITEMS>
  <GOODSVALUE>200</GOODSVALUE>
  <DELIVERYINST>Delivery to reception</DELIVERYINST>
  <OPTION1>PR Priority</OPTION1>
  <OPTION2></OPTION2>
  <OPTION3></OPTION3>
  <OPTION4></OPTION4>
  <OPTION5></OPTION5>
  <CURRENCY>GBP</CURRENCY>

```

TNT ExpressConnect Shipping Technical Guide	Version: 1.2
	Date: 09 September 2014

<INSURANCECURRENCY>GBP</INSURANCECURRENCY>  
<PAYMENTIND>S</PAYMENTIND>  
<CONREF>TESTa</CONREF>  
</CONSIGNMENT>  
<LENGTH units="cm">50</LENGTH>  
<HEIGHT units="cm">90</HEIGHT>  
<WIDTH units="cm">60</WIDTH>  
<WEIGHT units="Kg">0.7</WEIGHT>  
<ITEMS>10</ITEMS>  
<VOLUME units="m3">2.7</VOLUME>  
<PACKAGEINDEX>1</PACKAGEINDEX>  
<PACKAGEMAX>1</PACKAGEMAX>  
<TTOTALITEMS>2</TTOTALITEMS>  
</PACKAGE>  
</CONSIGNMENTBATCH>

TNT ExpressConnect Shipping Technical Guide	Version: 1.2
	Date: 09 September 2014

#### 5.4 EXAMPLE OF MANIFEST XML

```
<?xml version="1.0" encoding="ISO_8859-1" standalone="yes"?>
```

```
<!--The XSL style sheet is located on the TNT ExpressConnect server, but may be supplied (along with the barcode and logo images) to the customer to locate on their own server for a faster download if required-->
```

```
<!-- This is the declaration returned for the most up-to-date version 2.1 stylesheets -- >
```

```
<?xml-stylesheet href="http://164.39.41.13:81/Shipper/NewStyleSheets/manifest.xml" type="text/xsl"?>
```

```
<!--If you wish to retrieve documentation using the older version 2.0 stylesheets please reference the following declaration -- >
```

```
<?xml-stylesheet href="http://164.39.41.13:81/Shipper/manifest.xml" type="text/xsl"?>
```

```
<!-- If the manifest was created with the <GROUPCODE> element in the <PRINT><MANIFEST> , then the summary-manifest.xml stylesheet will be included. (For further information on Group codes see appendix XII). -->
```

```
<?xml-stylesheet href="http://164.39.41.13:81/Shipper/NewStyleSheets/summary-manifest.xml" type="text/xsl"?>
```

```
<CONSIGNMENTBATCH>
```

```
<!-- For the summary manifest, the group code is returned -->
```

```
<GROUPCODE>12345678</GROUPCODE>
```

```
<!--One consignment element per consignment to be manifested-->
```

```
  <CONSIGNMENT>
```

```
    <HEADER>
```

```
    <SHIPMENTDATE>01/08/2002</SHIPMENTDATE>
```

```
    <SENDER>
```

```
    <COMPANYNAME>Sender Co.</COMPANYNAME>
```

```
    <STREETADDRESS1>TNT Express House</STREETADDRESS1>
```

```
    <STREETADDRESS2>Holly Lane</STREETADDRESS2>
```

```
    <STREETADDRESS3></STREETADDRESS3>
```

```
    <CITY>Atherstone</CITY>
```

```
    <PROVINCE>Warwickshire</PROVINCE>
```

```
    <POSTCODE>CV9 2RY</POSTCODE>
```

```
    <COUNTRY>United Kingdom</COUNTRY>
```

```
    <CONTACTNAME>Mr Contact</CONTACTNAME>
```

```
    <CONTACTDIALCODE>01827</CONTACTDIALCODE>
```

```
    <CONTACTTELEPHONE>717733</CONTACTTELEPHONE>
```

```
    <ACCOUNT>11111111</ACCOUNT>
```

```
    <VAT></VAT>
```

```
  </SENDER>
```

```
  <COLLECTION>
```

```
    <COMPANYNAME>Collection Co.</COMPANYNAME>
```

```
    <STREETADDRESS1>Lloyd House</STREETADDRESS1>
```

```
    <STREETADDRESS2>Manor Road</STREETADDRESS2>
```

```
    <STREETADDRESS3></STREETADDRESS3>
```

```
    <CITY>Mancetter</CITY>
```

TNT ExpressConnect Shipping Technical Guide	Version: 1.2
	Date: 09 September 2014

<PROVINCE>Warwickshire</PROVINCE>  
 <POSTCODE>CV9 1TT</POSTCODE>  
 <COUNTRY>United Kingdom</COUNTRY>  
 <CONTACTNAME>Mr Contact</CONTACTNAME>  
 <CONTACTDIALCODE>01827</CONTACTDIALCODE>  
 <CONTACTTELEPHONE>712345</CONTACTTELEPHONE>  
 <ACCOUNT></ACCOUNT>  
 <VAT></VAT>  
 </COLLECTION>  
 </HEADER>

<RECEIVER>  
 <COMPANYNAME>Receiver Co.</COMPANYNAME>  
 <STREETADDRESS1>International Mail</STREETADDRESS1>  
 <STREETADDRESS2>Bellsingel 51</STREETADDRESS2>  
 <STREETADDRESS3></STREETADDRESS3>  
 <CITY>Amsterdam</CITY>  
 <PROVINCE></PROVINCE>  
 <POSTCODE>1100 AA</POSTCODE>  
 <COUNTRY>Netherlands</COUNTRY>  
 <CONTACTNAME>Mr Frank</CONTACTNAME>  
 <CONTACTDIALCODE>1672</CONTACTDIALCODE>  
 <CONTACTTELEPHONE>987432</CONTACTTELEPHONE>  
 <ACCOUNT></ACCOUNT>  
 <VAT>7668880</VAT>  
 </RECEIVER>

<DELIVERY>  
 <COMPANYNAME>Delivery Co.</COMPANYNAME>  
 <STREETADDRESS1>Customer Service Dept</STREETADDRESS1>  
 <STREETADDRESS2>Kanaalweg 15G</STREETADDRESS2>  
 <STREETADDRESS3></STREETADDRESS3>  
 <CITY>Amsterdam</CITY>  
 <PROVINCE></PROVINCE>  
 <POSTCODE>1100 AA</POSTCODE>  
 <COUNTRY>Netherlands</COUNTRY>  
 <CONTACTNAME>Mr Frank</CONTACTNAME>  
 <CONTACTDIALCODE>1672</CONTACTDIALCODE>  
 <CONTACTTELEPHONE>987432</CONTACTTELEPHONE>  
 <ACCOUNT></ACCOUNT>  
 <VAT>7668880</VAT>  
 </DELIVERY>

<TOTALVOLUME units="m3">0.27</TOTALVOLUME>  
 <TOTALWEIGHT units="kg">1.4</TOTALWEIGHT>  
 <CUSTOMERREF>TESTa</CUSTOMERREF>  
 <CONSIGNMENTTYPE>N</CONSIGNMENTTYPE>  
 <CONNUMBER>GE625078740GB</CONNUMBER>  
 <SERVICE>15N Global Express</SERVICE>  
 <INSURANCEVALUE>200</INSURANCEVALUE>  
 <GOODSDESC1>Optical media</GOODSDESC1>  
 <GOODSDESC2></GOODSDESC2>

TNT ExpressConnect Shipping Technical Guide	Version: 1.2
	Date: 09 September 2014

```

<GOODSDESC3></GOODSDESC3>
<TOTALITEMS>2</TOTALITEMS>
<GOODSVALUE>200</GOODSVALUE>
<DELIVERYINST>Delivery to reception</DELIVERYINST>
<OPTION1>PR Priority</OPTION1>
<OPTION2></OPTION2>
<OPTION3></OPTION3>
<OPTION4></OPTION4>
<OPTION5></OPTION5>
<CURRENCY>GBP</CURRENCY>
<INSURANCECURRENCY>GBP</INSURANCECURRENCY>
<PAYMENTIND>S</PAYMENTIND>
<CONREF>TESTa</CONREF>

```

<!--One package element per package in consignment-->

```

<PACKAGE>
<LENGTH units="cm">50</LENGTH>
<HEIGHT units="cm">90</HEIGHT>
<WIDTH units="cm">60</WIDTH>
<WEIGHT units="Kg">0.7</WEIGHT>
<ITEMS>10</ITEMS>
<VOLUME units="m3">2.7</VOLUME>
<PACKAGEINDEX>1</PACKAGEINDEX>
<PACKAGEMAX>1</PACKAGEMAX>
<TTOTALITEMS>2</TTOTALITEMS>

```

```

<ARTICLE>
<PACKAGECODE>23826</PACKAGECODE>
<INVOICEDESC>metal paperclips</INVOICEDESC>
<INVOICEVALUE>10</INVOICEVALUE>
<ITEMS>1</ITEMS>
<DESCRIPTION>DVD</DESCRIPTION>
<WEIGHT units="kg">0.07</WEIGHT>
<HTS>ABC</HTS>
<ORIGINCOUNTRY>GB</ORIGINCOUNTRY>
</ARTICLE>

```

```

</PACKAGE>

```

```

</CONSIGNMENT>

```

```

</CONSIGNMENTBATCH>

```

TNT ExpressConnect Shipping Technical Guide	Version: 1.2
	Date: 09 September 2014

## 5.5 EXAMPLE OF INVOICE XML

```
<?xml version="1.0" encoding="ISO_8859-1" standalone="yes"?>
```

<!--The XSL style sheet is located on the TNT ExpressConnect server, but may be supplied (along with the barcode and logo images) to the customer to locate on their own server for a faster download if required-->

<!-- This is the declaration returned for the most up-to-date version 2.1 stylesheets -- >

```
<?xml-stylesheet href="http://164.39.41.13:81/Shipper/NewStyleSheets/invoice.xml" type="text/xsl"?>
```

<!--If you wish to retrieve documentation using the older version 2.0 stylesheets please reference the following declaration -- >

```
<?xml-stylesheet href="http://164.39.41.13:81/Shipper/invoice.xml" type="text/xsl"?>
```

```
<CONSIGNMENTBATCH>
```

<!--One consignment element per consignment to be invoiced-->

```
<CONSIGNMENT>
  <HEADER>
    <SHIPMENTDATE>01/08/2002</SHIPMENTDATE>
    <SENDER>
      <COMPANYNAME>Sender Co.</COMPANYNAME>
      <STREETADDRESS1>TNT Express House</STREETADDRESS1>
      <STREETADDRESS2>Holly Lane</STREETADDRESS2>
      <STREETADDRESS3></STREETADDRESS3>
      <CITY>Atherstone</CITY>
      <PROVINCE>Warwickshire</PROVINCE>
      <POSTCODE>CV9 2RY</POSTCODE>
      <COUNTRY>United Kingdom</COUNTRY>
      <CONTACTNAME>Mr Contact</CONTACTNAME>
      <CONTACTDIALCODE>01827</CONTACTDIALCODE>
      <CONTACTTELEPHONE>717733</CONTACTTELEPHONE>
      <ACCOUNT>11111111</ACCOUNT>
      <VAT></VAT>
    </SENDER>
    <COLLECTION>
      <COMPANYNAME>Collection Co.</COMPANYNAME>
      <STREETADDRESS1>Lloyd House</STREETADDRESS1>
      <STREETADDRESS2>Manor Road</STREETADDRESS2>
      <STREETADDRESS3></STREETADDRESS3>
      <CITY>Mancetter</CITY>
      <PROVINCE>Warwickshire</PROVINCE>
      <POSTCODE>CV9 1TT</POSTCODE>
      <COUNTRY>United Kingdom</COUNTRY>
      <CONTACTNAME>Mr Contact</CONTACTNAME>
      <CONTACTDIALCODE>01827</CONTACTDIALCODE>
      <CONTACTTELEPHONE>712345</CONTACTTELEPHONE>
      <ACCOUNT></ACCOUNT>
      <VAT></VAT>
    </COLLECTION>
  </HEADER>
</CONSIGNMENT>
```

TNT ExpressConnect Shipping Technical Guide	Version: 1.2
	Date: 09 September 2014

</COLLECTION>  
</HEADER>

<RECEIVER>  
<COMPANYNAME>Receiver Co.</COMPANYNAME>  
<STREETADDRESS1>International Mail</STREETADDRESS1>  
<STREETADDRESS2>Bellsingel 51</STREETADDRESS2>  
<STREETADDRESS3></STREETADDRESS3>  
<CITY>Amsterdam</CITY>  
<PROVINCE></PROVINCE>  
<POSTCODE>1100 AA</POSTCODE>  
<COUNTRY>Netherlands</COUNTRY>  
<CONTACTNAME>Mr Frank</CONTACTNAME>  
<CONTACTDIALCODE>1672</CONTACTDIALCODE>  
<CONTACTTELEPHONE>987432</CONTACTTELEPHONE>  
<ACCOUNT></ACCOUNT>  
<VAT>7668880</VAT>  
</RECEIVER>

<DELIVERY>  
<COMPANYNAME>Delivery Co.</COMPANYNAME>  
<STREETADDRESS1>Customer Service Dept</STREETADDRESS1>  
<STREETADDRESS2>Kanaalweg 15G</STREETADDRESS2>  
<STREETADDRESS3></STREETADDRESS3>  
<CITY>Amsterdam</CITY>  
<PROVINCE></PROVINCE>  
<POSTCODE>1100 AA</POSTCODE>  
<COUNTRY>Netherlands</COUNTRY>  
<CONTACTNAME>Mr Frank</CONTACTNAME>  
<CONTACTDIALCODE>1672</CONTACTDIALCODE>  
<CONTACTTELEPHONE>987432</CONTACTTELEPHONE>  
<ACCOUNT></ACCOUNT>  
<VAT>7668880</VAT>  
</DELIVERY>

<TOTALVOLUME units="m3">0.27</TOTALVOLUME>  
<TOTALWEIGHT units="kg">1.4</TOTALWEIGHT>  
<CUSTOMERREF>TESTa</CUSTOMERREF>  
<CONSIGNMENTTYPE>N</CONSIGNMENTTYPE>  
<CONNUMBER>GE625078740GB</CONNUMBER>  
<SERVICE>15N Global Express</SERVICE>  
<INSURANCEVALUE>200</INSURANCEVALUE>  
<GOODSDESC1>Optical media</GOODSDESC1>  
<GOODSDESC2></GOODSDESC2>  
<GOODSDESC3></GOODSDESC3>  
<TOTALITEMS>2</TOTALITEMS>  
<GOODSVALUE>200</GOODSVALUE>  
<DELIVERYINST>Delivery to reception</DELIVERYINST>  
<OPTION1>PR Priority</OPTION1>  
<OPTION2></OPTION2>  
<OPTION3></OPTION3>  
<OPTION4></OPTION4>

TNT ExpressConnect Shipping Technical Guide	Version: 1.2
	Date: 09 September 2014

```

<OPTION5></OPTION5>
<CURRENCY>GBP</CURRENCY>
<INSURANCECURRENCY>GBP</INSURANCECURRENCY>
<PAYMENTIND>S</PAYMENTIND>
<CONREF>TESTa</CONREF>

```

```

<!--One package element per package in consignment-->

```

```

<PACKAGE>
<LENGTH units="cm">50</LENGTH>
<HEIGHT units="cm">90</HEIGHT>
<WIDTH units="cm">60</WIDTH>
<WEIGHT units="Kg">0.7</WEIGHT>
<ITEMS>10</ITEMS>
<VOLUME units="m3">2.7</VOLUME>
<PACKAGEINDEX>1</PACKAGEINDEX>
<PACKAGEMAX>1</PACKAGEMAX>
<TTOTALITEMS>2</TTOTALITEMS>

```

```

<!--One article element per article in package -->

```

```

<ARTICLE>
<PACKAGECODE>23826</PACKAGECODE>
<INVOICEDESC>metal paperclips</INVOICEDESC>
<INVOICEVALUE>10</INVOICEVALUE>
<ITEMS>1</ITEMS>
<DESCRIPTION>DVD</DESCRIPTION>
<WEIGHT units="kg">0.07</WEIGHT>
<HTS>ABC</HTS>
<ORIGINCOUNTRY>GB</ORIGINCOUNTRY>
</ARTICLE>

```

```

</PACKAGE>
</CONSIGNMENT>
</CONSIGNMENTBATCH>

```



TNT ExpressConnect Shipping Technical Guide	Version: 1.2
	Date: 09 September 2014

## 6. PRODUCING SHIPPING DOCUMENTS

If a print request is successfully processed, XML documents will be created and should be retrieved by the customer using the access key. This XML can be printed by either writing print software using the data inside the XML or by simply parsing the XML documents with a suitable parser that conforms to the standards recommended by the W3C (World Wide Web Consortium). The printed documentation is created using stylesheets. An XSL (Extensible Stylesheet Language) *stylesheet processor* accepts a document or data in XML referencing an XSL stylesheet and presents that XML source content as intended by the said stylesheet.

Three methods of producing the documentation are possible.

TNT ExpressConnect Shipping Technical Guide	Version: 1.2
	Date: 09 September 2014

## 6.1 DEVELOPING YOUR OWN SOLUTION

By implementing the XML/XSL standards, TNT has divorced the data from the presentation, for enhanced flexibility and platform neutrality. If you wish to produce the required documentation through your own software solution, then please note that the formats must conform to the standards implemented by TNT. Your documentation will need to be passed to your local TNT representative for approval by TNT operations.

It is possible to host certain elements, for example stylesheets, on the client server. This is not recommended as it means that the locally held elements will need to be refreshed in the event of changes being made to the centrally held item.

TNT ExpressConnect Shipping Technical Guide	Version: 1.2
	Date: 09 September 2014

## 6.2 USING THE TNT STYLESHEETS IN AN XML COMPLIANT BROWSER

Producing the documentation using this option is by far the easiest to adopt, because TNT have already done the work of creating the presentation.

Simply open the returned print XML, as an .xml file in the browser and the documentation will be automatically rendered.

Each XML print document will contain a reference to an XSL stylesheet held on the TNT webservers e.g.

```
<?xml version="1.0" standalone="yes"?>  
<?xml-stylesheet href="http://164.39.41.13:81/Shipper/NewStyleSheets/invoice.xsl" type="text/xsl"?>
```

The second line tells the XML browser that there is a stylesheet designed to process and format the XML for display or print. The 'href' provides the address of the stylesheet and the 'type' tells the browser that the stylesheet is written in XSL.

<!--If you wish to retrieve documentation using the older version 2.0 stylesheets, which do not support receiver pays functionality, then please reference the following declaration -- >

```
<?xml-stylesheet href="http://164.39.41.13:81/Shipper/invoice.xsl" type="text/xsl"?>
```

|   |                         |
|---|-------------------------|
| TNT ExpressConnect Shipping Technical Guide | Version: 1.2            |
|   | Date: 09 September 2014 |
|   |                         |

### 6.3 PRODUCING HTML WITH A COMPLIANT XML/XSL PARSER

If you use a browser other than IE or another XML supporting browser, then the XML can still be parsed with the stylesheets to produce HTML. This can then be rendered in any version 3.0+ browser supporting JavaScript.

The most compatible method of producing the HTML is using the Microsoft MSXML parser. This is the internal COM parser used within IE. It is however available in a free redistributable version, from the Microsoft web site.

<http://www.microsoft.com/xml>

Other parsers are available from IBM and Datachannel, both supporting the W3C DOM.

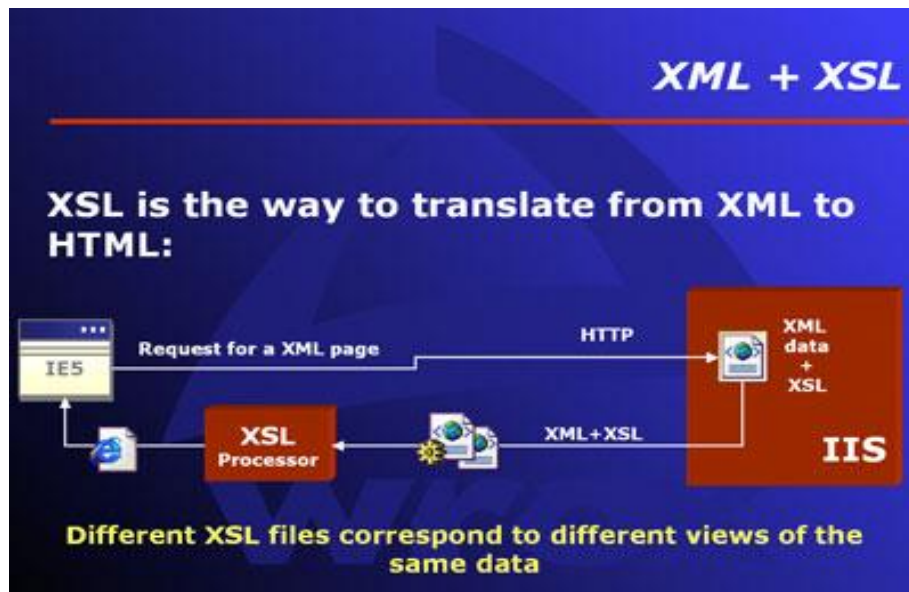
IBM's browser is available at <http://www.ibm.com>

XML4J – a platform independent parser written in Java

XML4C – another IBM parser written in C++

Datachannel, who originally wrote the Microsoft parser also produce an XML parser available for download at

<http://www.datachannel.com>



|   |                         |
|---|-------------------------|
| TNT ExpressConnect Shipping Technical Guide | Version: 1.2            |
|   | Date: 09 September 2014 |
|   |                         |

#### 6.4 RULES FOR PRODUCTION

Four print types are produced. These are described below with ‘rules’ for their production – required information and suggested layout. If unsure as to which documents are required, the customer has the option of passing in the conrefs/consignment numbers in the <PRINT><REQUIRED> element. This will then return documents based on the rule table below:

##### Required Documents

| ConsignmentType | Origin and destination countries both within the EU? | Documents to be printed                        |
|-----------------|--|--|
| Document        | N/A  | Labels, connotes, manifest                     |
| Non-Doc         | Y  | Labels, manifest                               |
| Non-Doc         | N  | Labels, connotes, manifest, commercial invoice |



A commercial invoice is mandatory for non – doc shipments outside of the EU and can be specified separately if required.

|   |                         |
|---|-------------------------|
| TNT ExpressConnect Shipping Technical Guide | Version: 1.2            |
|   | Date: 09 September 2014 |



## 6.5 CONSIGNMENT NOTES

A consignment note is a document that functions as a receipt for the goods to be shipped, and as evidence of the contract of carriage by setting out the rights and obligations of the consignor and the carrier, as well as placing limitations on the carrier's liability for loss, damage or delay to the goods. It is not a document of title to the goods.

Viewed in the browser they appear like this (International):





|  |  |
|--|--|
| <p><b>1.From (Collection Address)</b></p> <p>Sender's Account No : 111111111<br/> Name : collection Name<br/> Address : LLoyd House<br/> Manor Road<br/> Mancetter<br/> City : Atherstone                      Postal/Zip Code : CV9 1TT<br/> Province : Warwickshire              Country : United Kingdom<br/> Contact Name : Mr Contact            Tel No : 01827 712345</p> <p><b>2.To (Receiver Address)</b></p> <p>Name : Receiver Name<br/> Address : Rec Addr 1<br/> Rec Addr 2<br/> Rec Addr 3<br/> City : Amsterdam                      Postal/Zip Code : 1100 AA<br/> Province :                                  Country : Netherlands<br/> Contact Name : Mr Frank              Tel No : 1672 987432</p> <p><b>3.Goods</b></p> <p>General Description :<br/> assorted office accessories<br/> Total Packages :    Total Weight :    Total Volume :<br/> 2                      1.4 kg              1 m3</p> <p><b>4. Services</b></p> <p>Service : 15N Global Express<br/> Options : PR Priority<br/> Insurance Currency : GBP              <small>Sender Pays</small><br/> Value : 150</p> <p>Sender's Signature : _____<br/> Date : ___/___/___</p> <p>LIABILITY FOR LOSS, DAMAGE AND DELAY IS LIMITED BY THE CMR CONVENTION OR THE WARSAW CONVENTION WHICHEVER IS APPLICABLE.THE SENDER AGREES THAT THE GENERAL CONDITIONS, ACCESSIBLE VIA THE HELP TEXT THAT ARE ACCEPTABLE AND GOVERN THIS CONTRACT.IF NO SERVICE OR BILLING OPTION IS SELECTED THE FASTEST AVAILABLE SERVICE WILL BE CHARGED TO THE SENDER</p> | <br><br>*GE700229574GB*<br>Please quote this number if you have an enquiry.  |
|  | <p><b>A. Delivery Address</b></p> <p>Name : Delivery Name<br/> Address : Del Addr 1<br/> Del addr 2<br/> Del Addr 3<br/> City : Amsterdam                      Postal/Zip Code : 1100 AA<br/> Province :                                  Country : Netherlands<br/> Contact Name : Mr Frank              Tel No : 1672 987432</p> <p><b>B. Dutiable Shipment Details</b></p> <p>Receivers VAT/TVA/BTW/MWST No. : 7668880<br/> Invoice Value of Dutiables<br/> Currency:GBP                      Value:180</p> <p><b>C. Special Delivery Instructions</b></p> <p>999</p> <p><b>D. Customer Reference</b></p> <p>DISKS</p> <p><b>E. Invoice Receiver (Receiver's Account Number)</b></p> <p>Received by TNT<br/> by (Name) : _____<br/> Date : ___/___/___              Time : ___:___</p> <p><b>Custom's Copy</b><br/> Please Keep For Reference</p> |

|   |                         |
|---|-------------------------|
| TNT ExpressConnect Shipping Technical Guide | Version: 1.2            |
|   | Date: 09 September 2014 |

|  |   |
|--|---|
| <p><b>1.From (Collection Address)</b></p> <p>Sender's Account No : 111111111<br/> Name : collection Name<br/> Address : LLoyd House<br/> Manor Road<br/> Mancetter<br/> City : Atherstone                      Postal/Zip Code : CV9 1TT<br/> Province : Warwickshire            Country : United Kingdom<br/> Contact Name : Mr Contact        Tel No : 01827 712345</p> <p><b>2.To (Receiver Address)</b></p> <p>Name : Receiver Name<br/> Address : Rec Addr 1<br/> Rec Addr 2<br/> Rec Addr 3<br/> City : Amsterdam                      Postal/Zip Code : 1100 AA<br/> Province :                                Country : Netherlands<br/> Contact Name : Mr Frank            Tel No : 1672 987432</p> <p><b>3.Goods</b></p> <p>General Description :<br/> assorted office accessories<br/> Total Packages :    Total Weight :    Total Volume :<br/> 2                      1.4 kg            1 m3</p> <p><b>4. Services</b></p> <p>Service : 15N Global Express<br/> Options : PR Priority<br/> <span style="float: right;">Sender Pays</span></p> <p>Sender's Signature : _____<br/> Date : ____/____/____</p> <p>LIABILITY FOR LOSS, DAMAGE AND DELAY IS LIMITED BY THE CMR CONVENTION OR THE WARSAW CONVENTION WHICHEVER IS APPLICABLE.THE SENDER AGREES THAT THE GENERAL CONDITIONS, ACCESSIBLE VIA THE HELP TEXT THAT ARE ACCEPTABLE AND GOVERN THIS CONTRACT.IF NO SERVICE OR BILLING OPTION IS SELECTED THE FASTEST AVAILABLE SERVICE WILL BE CHARGED TO THE SENDER</p> | <br><br><br>*GE700229574GB*<br>Please quote this number if you have an enquiry.   |
|  | <p><b>A. Delivery Address</b></p> <p>Name : Delivery Name<br/> Address : Del Addr 1<br/> Del addr 2<br/> Del Addr 3<br/> City : Amsterdam                      Postal/Zip Code : 1100 AA<br/> Province :                                Country : Netherlands<br/> Contact Name : Mr Frank            Tel No : 1672 987432</p> <p><b>B. Dutiable Shipment Details</b></p> <p>Receivers VAT/TVA/BTWMWST No. : 7668880</p> <p><b>C. Special Delivery Instructions</b></p> <p>999</p> <p><b>D. Customer Reference</b></p> <p>DISKS</p> <p><b>E. Invoice Receiver (Receiver's Account Number)</b></p> <p>Received by TNT<br/> by (Name) : _____<br/> Date : ____/____/____    Time : ____:____</p> <p><b>Receiver's Copy</b><br/> Please Keep For Reference</p> |





|   |                         |
|---|-------------------------|
| TNT ExpressConnect Shipping Technical Guide | Version: 1.2            |
|   | Date: 09 September 2014 |

Example of UK Domestic Con-notes:

|  <p>TNT EXPRESS HOUSE, HOLLY LANE,<br/>ATHERSTONE, WARWICKSHIRE CV9 2RY<br/>TELEPHONE : 01827 303030</p> <p><b>EXPRESS</b>      Div<br/>Customer Copy      <b>010</b></p> | <p><b>CONSIGNMENT NOTE NUMBER</b></p>  <p>55978699</p>   |  <p>BOOK COLLECTIONS<br/>ONLINE<br/>www.tnt.co.uk<br/>OR CALL CUSTOMER<br/>SERVICES ON<br/>0800 100 600</p> |   |                 |              |                  |  |  |        |       |        |                            |   |    |     |     |     |                            |   |    |     |     |     |   |   |    |   |  |  |
|--|--|--|---|-----------------|--------------|------------------|--|--|--------|-------|--------|----------------------------|---|----|-----|-----|-----|----------------------------|---|----|-----|-----|-----|---|---|----|---|--|--|
| <p><b>SENDER'S ACCOUNT NUMBER</b> 0190501731</p>   | <p><b>UK DELIVERY OPTIONS</b></p>  |  |   |                 |              |                  |  |  |        |       |        |                            |   |    |     |     |     |                            |   |    |     |     |     |   |   |    |   |  |  |
| <p><b>FROM (Sender)</b></p> <p>RoyalWax<br/>1 Main Street<br/>Station House<br/>Drybridge<br/>KA115BY<br/>United Kingdom</p> <p><b>CONTACT NAME:</b> Jordan Wallace<br/><b>TEL NO:</b> 07868 707448</p>  | <p><b>Service (Carriage Forward):</b> 1 Express</p> <p>increased transit liability cover is not required</p>   |  |   |                 |              |                  |  |  |        |       |        |                            |   |    |     |     |     |                            |   |    |     |     |     |   |   |    |   |  |  |
| <p><b>CUSTOMER REFERENCE</b><br/>20120206205933-</p>   | <p><b>DOES THE CONSIGNMENT CONTAIN DANGEROUS GOODS?</b><br/> <input checked="" type="checkbox"/> NO <input type="checkbox"/> YES      UN NUMBER:<br/> DANGEROUS GOODS DELIVERIES ARE NOT GUARANTEED</p>  |  |   |                 |              |                  |  |  |        |       |        |                            |   |    |     |     |     |                            |   |    |     |     |     |   |   |    |   |  |  |
| <p><b>TO (Receiver)</b></p> <p>ATS<br/>4 Burry Road<br/>Newmarket<br/>CB87BP</p> <p><b>CONTACT NAME:</b> Jules Simpson<br/><b>TEL NO:</b> 07828</p>  | <table border="1" style="width: 100%; border-collapse: collapse;"> <thead> <tr> <th rowspan="2">Goods Description</th> <th rowspan="2">Number of items</th> <th rowspan="2">Weight Kilos</th> <th colspan="3">Dimensions (cms)</th> </tr> <tr> <th>Length</th> <th>Width</th> <th>Height</th> </tr> </thead> <tbody> <tr> <td>4 x Alloy Wheels and Tyres</td> <td style="text-align: center;">1</td> <td style="text-align: center;">10</td> <td style="text-align: center;">0.2</td> <td style="text-align: center;">0.4</td> <td style="text-align: center;">0.4</td> </tr> <tr> <td>4 x Alloy Wheels and Tyres</td> <td style="text-align: center;">1</td> <td style="text-align: center;">10</td> <td style="text-align: center;">0.2</td> <td style="text-align: center;">0.4</td> <td style="text-align: center;">0.4</td> </tr> <tr> <td><b>Total number of items and weight</b></td> <td style="text-align: center;">2</td> <td style="text-align: center;">20</td> <td colspan="3" style="text-align: center;">Consignment subject to volumetric measurement</td> </tr> </tbody> </table> |  | Goods Description                             | Number of items | Weight Kilos | Dimensions (cms) |  |  | Length | Width | Height | 4 x Alloy Wheels and Tyres | 1 | 10 | 0.2 | 0.4 | 0.4 | 4 x Alloy Wheels and Tyres | 1 | 10 | 0.2 | 0.4 | 0.4 | <b>Total number of items and weight</b> | 2 | 20 | Consignment subject to volumetric measurement |  |  |
| Goods Description  | Number of items  | Weight Kilos   |   |                 |              | Dimensions (cms) |  |  |        |       |        |                            |   |    |     |     |     |                            |   |    |     |     |     |   |   |    |   |  |  |
|  |  |  | Length  | Width           | Height       |                  |  |  |        |       |        |                            |   |    |     |     |     |                            |   |    |     |     |     |   |   |    |   |  |  |
| 4 x Alloy Wheels and Tyres   | 1  | 10   | 0.2   | 0.4             | 0.4          |                  |  |  |        |       |        |                            |   |    |     |     |     |                            |   |    |     |     |     |   |   |    |   |  |  |
| 4 x Alloy Wheels and Tyres   | 1  | 10   | 0.2   | 0.4             | 0.4          |                  |  |  |        |       |        |                            |   |    |     |     |     |                            |   |    |     |     |     |   |   |    |   |  |  |
| <b>Total number of items and weight</b>  | 2  | 20   | Consignment subject to volumetric measurement |                 |              |                  |  |  |        |       |        |                            |   |    |     |     |     |                            |   |    |     |     |     |   |   |    |   |  |  |
| <p><b>SENDER'S SIGNATURE</b>      (Please Print)</p><br><br><p><b>Date</b>    /    /    (Day/Month/Year)</p>   |    |  |   |                 |              |                  |  |  |        |       |        |                            |   |    |     |     |     |                            |   |    |     |     |     |   |   |    |   |  |  |
| <p><b>RECEIVED BY TNT</b>      (Please Print)</p><br><br><p><b>Date</b>    /    /    (Day/Month/Year)</p>  |  |  |   |                 |              |                  |  |  |        |       |        |                            |   |    |     |     |     |                            |   |    |     |     |     |   |   |    |   |  |  |
| <p>ALL CONSIGNMENTS ARE CARRIED SUBJECT TO TNT EXPRESS SERVICES CONDITIONS OF CARRIAGE. THE PRINCIPAL CONDITIONS ARE SHOWN BELOW.</p>  |  |  |   |                 |              |                  |  |  |        |       |        |                            |   |    |     |     |     |                            |   |    |     |     |     |   |   |    |   |  |  |



|   |                         |
|---|-------------------------|
| TNT ExpressConnect Shipping Technical Guide | Version: 1.2            |
|   | Date: 09 September 2014 |

| <br>TNT EXPRESS HOUSE, HOLLY LANE,<br>ATHERSTONE, WARWICKSHIRE CV9 2RY<br>TELEPHONE : 01827 303030 | <b>EXPRESS</b><br>Pricing Copy            | Div<br><b>010</b> | <b>CONSIGNMENT NOTE NUMBER</b><br><br>55978699   | <br>BOOK COLLECTIONS<br>ONLINE<br>www.tnt.co.uk<br>OR CALL CUSTOMER<br>SERVICES ON<br>0800 100 600 |        |                   |                 |              |                  |  |  |        |       |        |                            |   |    |     |     |     |                            |   |    |     |     |     |   |   |    |   |  |  |
|---|---|-------------------|--|---|--------|-------------------|-----------------|--------------|------------------|--|--|--------|-------|--------|----------------------------|---|----|-----|-----|-----|----------------------------|---|----|-----|-----|-----|---|---|----|---|--|--|
|   | <b>SENDER'S ACCOUNT NUMBER</b> 0190501731 |                   |  | <b>UK DELIVERY OPTIONS</b>  |        |                   |                 |              |                  |  |  |        |       |        |                            |   |    |     |     |     |                            |   |    |     |     |     |   |   |    |   |  |  |
| <b>FROM (Sender)</b><br>RoyalWax<br>1 Main Street<br>Station House<br>Drybridge<br>KA115BY<br>United Kingdom<br><b>CONTACT NAME:</b> Jordan Wallace<br><b>TEL NO:</b> 07868 707448  |   |                   | <b>Service (Carriage Forward):</b> 1 Express<br>increased transit liability cover is not required  |   |        |                   |                 |              |                  |  |  |        |       |        |                            |   |    |     |     |     |                            |   |    |     |     |     |   |   |    |   |  |  |
| <b>CUSTOMER REFERENCE</b><br>20120206205933-  |   |                   | <b>DOES THE CONSIGNMENT CONTAIN DANGEROUS GOODS?</b><br><input checked="" type="checkbox"/> NO <input type="checkbox"/> YES <b>UN NUMBER:</b><br>DANGEROUS GOODS DELIVERIES ARE NOT GUARANTEED   |   |        |                   |                 |              |                  |  |  |        |       |        |                            |   |    |     |     |     |                            |   |    |     |     |     |   |   |    |   |  |  |
| <b>TO (Receiver)</b><br>ATS<br>4 Burry Road<br>Newmarket<br>CB87BP<br><b>CONTACT NAME:</b> Jules Simpson<br><b>TEL NO:</b> 07828  |   |                   | <table border="1"> <thead> <tr> <th rowspan="2">Goods Description</th> <th rowspan="2">Number of items</th> <th rowspan="2">Weight Kilos</th> <th colspan="3">Dimensions (cms)</th> </tr> <tr> <th>Length</th> <th>Width</th> <th>Height</th> </tr> </thead> <tbody> <tr> <td>4 x Alloy Wheels and Tyres</td> <td>1</td> <td>10</td> <td>0.2</td> <td>0.4</td> <td>0.4</td> </tr> <tr> <td>4 x Alloy Wheels and Tyres</td> <td>1</td> <td>10</td> <td>0.2</td> <td>0.4</td> <td>0.4</td> </tr> <tr> <td><b>Total number of items and weight</b></td> <td>2</td> <td>20</td> <td colspan="3">Consignment subject to volumetric measurement</td> </tr> </tbody> </table> |   |        | Goods Description | Number of items | Weight Kilos | Dimensions (cms) |  |  | Length | Width | Height | 4 x Alloy Wheels and Tyres | 1 | 10 | 0.2 | 0.4 | 0.4 | 4 x Alloy Wheels and Tyres | 1 | 10 | 0.2 | 0.4 | 0.4 | <b>Total number of items and weight</b> | 2 | 20 | Consignment subject to volumetric measurement |  |  |
| Goods Description   | Number of items                           | Weight Kilos      | Dimensions (cms)   |   |        |                   |                 |              |                  |  |  |        |       |        |                            |   |    |     |     |     |                            |   |    |     |     |     |   |   |    |   |  |  |
|   |   |                   | Length   | Width   | Height |                   |                 |              |                  |  |  |        |       |        |                            |   |    |     |     |     |                            |   |    |     |     |     |   |   |    |   |  |  |
| 4 x Alloy Wheels and Tyres  | 1   | 10                | 0.2  | 0.4   | 0.4    |                   |                 |              |                  |  |  |        |       |        |                            |   |    |     |     |     |                            |   |    |     |     |     |   |   |    |   |  |  |
| 4 x Alloy Wheels and Tyres  | 1   | 10                | 0.2  | 0.4   | 0.4    |                   |                 |              |                  |  |  |        |       |        |                            |   |    |     |     |     |                            |   |    |     |     |     |   |   |    |   |  |  |
| <b>Total number of items and weight</b>   | 2   | 20                | Consignment subject to volumetric measurement  |   |        |                   |                 |              |                  |  |  |        |       |        |                            |   |    |     |     |     |                            |   |    |     |     |     |   |   |    |   |  |  |
| <b>SENDER'S SIGNATURE</b> (Please Print)<br><br>Date / / (Day/Month/Year)   |   |                   |    |   |        |                   |                 |              |                  |  |  |        |       |        |                            |   |    |     |     |     |                            |   |    |     |     |     |   |   |    |   |  |  |
| <b>RECEIVED BY TNT</b> (Please Print)<br><br>Date / / (Day/Month/Year)  |   |                   |  |   |        |                   |                 |              |                  |  |  |        |       |        |                            |   |    |     |     |     |                            |   |    |     |     |     |   |   |    |   |  |  |
| ALL CONSIGNMENTS ARE CARRIED SUBJECT TO TNT EXPRESS SERVICES CONDITIONS OF CARRIAGE. THE PRINCIPAL CONDITIONS ARE SHOWN BELOW.  |   |                   |  |   |        |                   |                 |              |                  |  |  |        |       |        |                            |   |    |     |     |     |                            |   |    |     |     |     |   |   |    |   |  |  |



If producing your own, they must contain all the information shown on the templates above, both on the receiver copy and on the customs copy, (varies depending on whether it is an international shipment or UK domestic). If you create your own documentation it must be signed off by operations, your TNT representative can arrange this for you.

|   |                         |
|---|-------------------------|
| TNT ExpressConnect Shipping Technical Guide | Version: 1.2            |
|   | Date: 09 September 2014 |
|   |                         |



## 6.6 LABELS

To be attached to the package/s out for collection. Allows barcode scanning and tracking of consignments during delivery movement.

Viewed in the browser they appear like this:

|  |  |                              |   |                              |  |
|--|--|------------------------------|---|------------------------------|--|
| <p><b>Account :</b> 111111111<br/> <b>Sender</b><br/> collection Name<br/> Lloyd House<br/> Manor Road<br/> Mancetter<br/> Atherstone<br/> Warwickshire<br/> CV9 1TT<br/> United Kingdom<br/> <b>Contact :</b> Mr Contact<br/> <b>Tel :</b> 01827 712345</p> | <br><br>*GE700229574GB*<br><b>Customer Reference :</b> DISKS   |                              |   |                              |  |
| <p><b>Delivery Address</b><br/> Delivery Name<br/> Del Addr 1<br/> Del addr 2<br/> Del Addr 3<br/> Amsterdam<br/> 1100 AA<br/> Netherlands<br/> <b>Contact :</b> Mr Frank<br/> <b>Tel :</b> 1672 987432</p>  | <p><b>Shipment Date :</b> 28/06/2005<br/> <b>Description of Goods</b><br/> box 1<br/> <br/> <b>Dimensions :</b> 10 cm x 30 cm x 20cm</p>   |                              |   |                              |  |
| <p><b>Special Delivery Instructions :</b> ggg</p>  |  |                              |   |                              |  |
| <p><b>Service and Options</b><br/> 15N Global Express<br/> PR Priority</p>   | <table border="1"> <tr> <td data-bbox="696 1241 831 1318"> <b>No of Items</b><br/> 1 of 2 </td> <td data-bbox="831 1241 1323 1428"> TNT'S LIABILITY FOR LOSS, DAMAGE AND DELAY IS LIMITED BY THE CMR CONVENTION OR THE WARSAW CONVENTION WHICHEVER IS APPLICABLE. THE SENDER AGREES THAT THE GENERAL CONDITIONS, ACCESSIBLE AT <a href="http://connection.tnt.com/81/TERMSANDCONDITIONS.HTML">HTTP://CONNECTION.TNT.COM/81/TERMSANDCONDITIONS.HTML</a>, ARE ACCEPTABLE AND GOVERN THIS CONTRACT. IF NO SERVICES OR BILLING OPTIONS ARE SELECTED THE FASTEST AVAILABLE SERVICE WILL BE CHARGED TO THE SENDER. </td> </tr> <tr> <td data-bbox="696 1339 831 1428"> <b>Item Weight</b><br/> 0.4 Kg </td> <td></td> </tr> </table> | <b>No of Items</b><br>1 of 2 | TNT'S LIABILITY FOR LOSS, DAMAGE AND DELAY IS LIMITED BY THE CMR CONVENTION OR THE WARSAW CONVENTION WHICHEVER IS APPLICABLE. THE SENDER AGREES THAT THE GENERAL CONDITIONS, ACCESSIBLE AT <a href="http://connection.tnt.com/81/TERMSANDCONDITIONS.HTML">HTTP://CONNECTION.TNT.COM/81/TERMSANDCONDITIONS.HTML</a> , ARE ACCEPTABLE AND GOVERN THIS CONTRACT. IF NO SERVICES OR BILLING OPTIONS ARE SELECTED THE FASTEST AVAILABLE SERVICE WILL BE CHARGED TO THE SENDER. | <b>Item Weight</b><br>0.4 Kg |  |
| <b>No of Items</b><br>1 of 2   | TNT'S LIABILITY FOR LOSS, DAMAGE AND DELAY IS LIMITED BY THE CMR CONVENTION OR THE WARSAW CONVENTION WHICHEVER IS APPLICABLE. THE SENDER AGREES THAT THE GENERAL CONDITIONS, ACCESSIBLE AT <a href="http://connection.tnt.com/81/TERMSANDCONDITIONS.HTML">HTTP://CONNECTION.TNT.COM/81/TERMSANDCONDITIONS.HTML</a> , ARE ACCEPTABLE AND GOVERN THIS CONTRACT. IF NO SERVICES OR BILLING OPTIONS ARE SELECTED THE FASTEST AVAILABLE SERVICE WILL BE CHARGED TO THE SENDER.  |                              |   |                              |  |
| <b>Item Weight</b><br>0.4 Kg   |  |                              |   |                              |  |

|   |                         |
|---|-------------------------|
| TNT ExpressConnect Shipping Technical Guide | Version: 1.2            |
|   | Date: 09 September 2014 |

|  |   |  |
|--|---|--|
| <b>Account : 11111111</b><br><b>Sender</b><br>collection Name<br>LLOYD House<br>Manor Road<br>Mancetter<br>Atherstone<br>Warwickshire<br>CV9 1TT<br>United Kingdom<br><b>Contact : Mr Contact</b><br><b>Tel : 01827 712345</b> | <br><br>*GE700229574GB*<br><b>Customer Reference : DISKS</b> |  |
| <b>Delivery Address</b><br>Delivery Name<br>Del Addr 1<br>Del addr 2<br>Del Addr 3<br>Amsterdam<br>1100 AA<br>Netherlands<br><b>Contact : Mr Frank</b><br><b>Tel : 1672 987432</b>   | <b>Shipment Date : 28/06/2005</b><br><b>Description of Goods</b><br>box 2<br><br><b>Dimensions : 50 cm x 70 cm x 60cm</b>   |  |
| <b>Special Delivery Instructions : ggg</b>   |   |  |
| <b>Service and Options</b><br>15N Global Express<br>PR Priority  | <b>No of Items</b><br>2 of 2<br><br><b>Item Weight</b><br>0.8 Kg  | <small>TNT'S LIABILITY FOR LOSS, DAMAGE AND DELAY IS LIMITED BY THE CMR CONVENTION OR THE WARSAW CONVENTION WHICHEVER IS APPLICABLE. THE SENDER AGREES THAT THE GENERAL CONDITIONS, ACCESSIBLE AT <a href="http://connection.tnt.com/81/TERMSANDCONDITIONS.HTML">HTTP://CONNECTION.TNT.COM/81/TERMSANDCONDITIONS.HTML</a> ARE ACCEPTABLE AND GOVERN THIS CONTRACT. IF NO SERVICES OR BILLING OPTIONS ARE SELECTED THE FASTEST AVAILABLE SERVICE WILL BE CHARGED TO THE SENDER.</small> |

Below is an example of a UK domestic label:

|  |   |
|--|---|
| <b>Express</b>   | Telephone<br>01827 303030  |
| Coll. Depot: Liverpool 008<br>Sender A/c: 0550509615<br>Cons. No.: 59479356<br>Weight (kg): 15<br>Item No.: 001of001<br>Coll. Date: 29/12/2011                       | <b>655</b>  |
| Deliver to:<br><b>DC Manager</b><br><b>GAME Stores Group Ltd</b><br>Wh 9890<br>Unity House<br>Telford Road<br>Basingstoke<br>Hampshire<br>RG99 6FP<br>United Kingdom | Special Instructions:<br><br>Customer Reference:<br>A1N03X  |
|  | <b>RG99 6FP</b>   |
| 6008055050961559479356001655<br>  |   |

## Address Label

Please fold this page and attach it to your parcel

|   |                         |
|---|-------------------------|
| TNT ExpressConnect Shipping Technical Guide | Version: 1.2            |
|   | Date: 09 September 2014 |
|   |                         |

If producing your own, they must contain all the information shown below. If you create your own it must be signed off by operations, your TNT representative can arrange this for you.

**Account**

**Sender Name and address**

**Contact:**

**Tel:**

**Delivery Name and Address**

**Contact:**

**Tel:**

**Shipment Date:**

**Description of Goods**

**Dimensions** cm x cm x cm

**Special Delivery Instructions**

**Service and Options**

**No of Items**

x of y

**Item Weight** (kgs)

TNT'S LIABILITY FOR LOSS, DAMAGE AND DELAY IS LIMITED BY THE CMR CONVENTION OR THE WARSAW CONVENTION WHICHEVER IS APPLICABLE. THE SENDER AGREES THAT THE GENERAL CONDITIONS, ACCESSIBLE AT [HTTP:// ICONNECTION.TNT.COM:81/TERMSANDCONDITIONS.HTML](http://iconnection.tnt.com:81/termsandconditions.html), ARE ACCEPTABLE AND GOVERN THIS CONTRACT. IF NO SERVICES OR BILLING OPTIONS ARE SELECTED THE FASTEST AVAILABLE SERVICE WILL BE CHARGED TO THE SENDER.

|   |                         |
|---|-------------------------|
| TNT ExpressConnect Shipping Technical Guide | Version: 1.2            |
|   | Date: 09 September 2014 |

## 6.7 MANIFEST

The manifest is the form that lists the consignments traveling on a particular mode of transport on a particular date.

Viewed in the browser it appears like this:

|   |  |  |  |
|---|--|--|--|
|  |  | <b>COLLECTION MANIFEST (DETAIL) - OTHERS (Sender Pays)-1</b> |  |
|   |  | TNT Express  |  |
|   |  | Shipment Date : 28/06/2005                                   |  |
|   |  | Pickup Id :  |  |
| Sender Account  | : 111111111  |  |  |
| Sender Name   | : Sender Co  |  |  |
| & Address   | : Sender Addr 1, Sender Addr 2, Sender Addr 3, Atherstone, Warwickshire, CV9 2nj, United Kingdom | Printed on : 28/6/2005                                       |  |

---

|   |               |                 |                             |
|---|---------------|-----------------|-----------------------------|
|  | Sending Depot | Receiving Depot | <u>Special Instructions</u> |
|   |               |                 | 999                         |
|   |               |                 | Sender Pays                 |

\*GE700229574GB\*

|                |   |                             |                           |                       |                           |
|----------------|---|-----------------------------|---------------------------|-----------------------|---------------------------|
| Sender Contact | : Mr Contact Tel : 01627 717733                       | Sender Ref : DISKS          | Receiver Vat Nr : 7668880 | Receiver Acc Number : |                           |
| Receiver Name  | : Receiver Name, Rec Addr 1, Rec Addr 2, Rec Addr 3   | Receiver Contact : Mr Frank |                           |                       | Serv : 15N Global Express |
| & Address      | : Amsterdam, 1100 AA, Netherlands                     |                             |                           |                       | Opts : PR, Priority       |
| Receiver Tel   | : 1672 987432   |                             |                           |                       |                           |
| Collection     | : collection Name, Lloyd House, Manor Road, Mancetter |                             |                           |                       |                           |
| & Address      | : Atherstone, Warwickshire, CV9 1TT, United Kingdom   |                             |                           |                       |                           |
| Delivery       | : Delivery Name, Del Addr 1, Del addr 2, Del Addr 3   |                             |                           |                       |                           |
| & Address      | : Amsterdam, 1100 AA, Netherlands                     |                             |                           |                       |                           |
| No Pieces : 2  | Weight : 1.4 kg                                       | Insurance Value : 150 GBP   | Invoice Value : 180 GBP   |                       | Total Consignment Volume  |
|                |   |                             |                           |                       | 1m3                       |

|   |                        |
|---|------------------------|
| Description (including packing and marks) | Dimensions (L x W x H) |
| metal paperclips                          | 100cm x 30cm x 20cm    |
| metal paperclips                          | 50cm x 70cm x 60cm     |

|   |                         |
|---|-------------------------|
| TNT ExpressConnect Shipping Technical Guide | Version: 1.2            |
|   | Date: 09 September 2014 |
|   |                         |

## 6.8 INFORMATION TO CREATE YOUR OWN COLLECTION MANIFEST

### TNT International Manifest

**Sender Account:**  
**Sender Name:** \_\_\_\_\_ **Shipment Date:** \_\_\_\_\_  
**and Address:**  
**Special instructions**  
**Services:**

#### SENDER PAYS

|  |               |  |
|--|---------------|--|
| <b>Sender Contact :</b>  |               | <b>Tel:</b>  |
| <b>Sender Ref:</b>   |               |  |
| <b>Receiver's VAT No:</b>  |               |  |
| <b>Receiver's Name and Address</b><br><b>THE SENDER AGREES THAT THE GENERAL CONDITIONS, ACCESSIBLE AT ICONNECTION.TNT.COM:81/TERMSANDCONDITIONS.HTML, ARE ACCEPTABLE AND GOVERN THIS CONTRACT. IF NO SERVICES OR BILLING OPTIONS ARE SELECTED THE FASTEST AVAILABLE SERVICE WILL BE CHARGED TO THE SENDER.</b> |               | <b>Receiver Contact</b><br><br><b>Options:</b><br><br><b>Ops Verify Weight</b> |
| <b>Items:</b>  | <b>Weight</b> | <b>Dimensions (DxWxH)</b><br><br><b>Volume</b>                                 |
| <b>Insurance Value:</b>  |               | <b>Invoice Value:</b><br><br><b>Volume</b>                                     |
| <b>Goods Description:</b>  |               |  |
|  |               | <b>Total Consignment Volume</b>  |

Sender's Signature \_\_\_\_\_ Date \_\_\_ / \_\_\_ / \_\_\_

Received by TNT \_\_\_\_\_ Date \_\_\_ / \_\_\_ / \_\_\_ Time \_\_\_ : \_\_\_


TNT'S LIABILITY FOR LOSS, DAMAGE AND DELAY IS LIMITED BY THE CMR CONVENTION OR THE WARSAW CONVENTION WHICHEVER IS APPLICABLE. THE SENDER AGREES THAT THE GENERAL CONDITIONS, ACCESSIBLE AT ICONNECTION.TNT.COM:81/TERMSANDCONDITIONS.HTML, ARE ACCEPTABLE AND GOVERN THIS CONTRACT. IF NO SERVICES OR BILLING OPTIONS ARE SELECTED THE FASTEST AVAILABLE SERVICE WILL BE CHARGED TO THE SENDER.

## 6.9 SUMMARY MANIFEST

The summary manifest lists all of the consignments traveling on a particular mode of transport on a particular date, as a part of a batch.

Viewed in the browser it appears like this:

### COLLECTION MANIFEST (SUMMARY)



Sender Account : 147621 Page: 1 of 1  
 Sender Name : Sender Co  
 S. Address : Sender House, Manor Road, Marceller, Aldershot, Wokingham, CV9 2RY, United Kingdom. Date: 11/05/2005  
 Group code : 296567

---

| Con Nr.         | No. of Pieces | Weight (kg) | Shipper Ref. | Receiver | City  | Destination | Service            |
|-----------------|---------------|-------------|--------------|----------|-------|-------------|--------------------|
| G E70022605IG B | 2             | 1.4         | FIAT         | Comp 1   | Milaa | Italy       | 15N Global Express |
| G E70022606SG B | 4             | 1           | FIAT         | Comp 1   | Milaa | Italy       | 15N Global Express |
| G E70022607SG B | 4             | 40          | FIAT         | Comp 1   | Milaa | Italy       | 15N Global Express |
| G E70022608DG B | 10            | 22          | FIAT         | Comp 1   | Milaa | Italy       | 15N Global Express |
| G E70022609GG B | 2560          | 640         | FIAT         | Comp 1   | Milaa | Italy       | 15N Global Express |
| G E70022620TG B | 2             | 1.4         | FIAT         | Comp 1   | Milaa | Italy       | 15N Global Express |
| G E70022621SG B | 4             | 1           | FIAT         | Comp 1   | Milaa | Italy       | 15N Global Express |
| G E70022622IG B | 4             | 40          | FIAT         | Comp 1   | Milaa | Italy       | 15N Global Express |
| G E700226238G B | 10            | 22          | FIAT         | Comp 1   | Milaa | Italy       | 15N Global Express |
| G E70022624IG B | 2560          | 640         | FIAT         | Comp 1   | Milaa | Italy       | 15N Global Express |
| G E700226259G B | 2             | 1.4         | FIAT         | Comp 1   | Milaa | Italy       | 15N Global Express |
| G E700226269G B | 4             | 1           | FIAT         | Comp 1   | Milaa | Italy       | 15N Global Express |
| G E70022627DG B | 4             | 40          | FIAT         | Comp 1   | Milaa | Italy       | 15N Global Express |
| G E700226289G B | 10            | 22          | FIAT         | Comp 1   | Milaa | Italy       | 15N Global Express |
| G E700226290G B | 2560          | 640         | FIAT         | Comp 1   | Milaa | Italy       | 15N Global Express |

---

Account 147621 Totals :

|    |      |          |
|----|------|----------|
| 15 | 7740 | 2113.200 |
|----|------|----------|

---

Sender Sender Co Totals :

|    |      |          |
|----|------|----------|
| 15 | 7740 | 2113.200 |
|----|------|----------|

---

Grand Totals :

|    |      |          |
|----|------|----------|
| 15 | 7740 | 2113.200 |
|----|------|----------|

---

Sender's Signature \_\_\_\_\_ Date \_\_\_\_/\_\_\_\_/\_\_\_\_  
 Received by TNT \_\_\_\_\_ Date \_\_\_\_/\_\_\_\_/\_\_\_\_ Time \_\_\_\_:\_\_\_\_ hrs  
 Print Date : 28/6/2005      Print Time : 17:5

---


TNT'S LIABILITY FOR LOSS, DAMAGE AND DELAY IS LIMITED BY THE CMR CONVENTION OR THE WARSAW CONVENTION, WHICHEVER IS APPLICABLE. THE SENDER AGREES THAT THE GENERAL CONDITIONS, ACCESSIBLE VIA THE TNT HELP, ARE ACCEPTABLE AND GOVERN THIS CONTRACT. IF NO SERVICE OR BILLING OPTION IS SELECTED THEN THE FASTEST AVAILABLE SERVICE WILL BE CHARGED TO THE SENDER.

|   |                         |
|---|-------------------------|
| TNT ExpressConnect Shipping Technical Guide | Version: 1.2            |
|   | Date: 09 September 2014 |
|   |                         |

ExpressConnect can also generate a manifest containing a PDF barcode. This is shown in the image below:

### COLLECTION MANIFEST

Sender Account: 0550509615      Shipment Date: 29/12/2011  
Sender Name: Game - Store 0059  
& Address: 7-9 La Grange Arcade  
ST HELENS  
Merseyside  
WA10 1BN  
United Kingdom

|  |  |   |   |                      |
|--|--|---|---|----------------------|
| <br>59479356  | <b>Special Instructions:</b>   |   | <b>Services:</b><br>1 Express                                   | <b>Ops</b><br>Verify |
|  |  |   | <b>SENDER PAYS</b>  |                      |
|  | <b>Sender Contact:</b>   | The Manager - A1N03X                            | Tel: +441744 451054   |                      |
| <b>Sender Ref:</b>   | A1N03X   |   |   |                      |
| <b>Receiver's VAT No:</b>  |  |   |   |                      |
| <b>Receiver Name &amp; Address</b><br>THE SENDER AGREES THAT THE GENERAL CONDITIONS, ACCESSIBLE VIA THE HELP TEXT, ARE ACCEPTABLE AND GOVERN THIS CONTRACT. IF NO SERVICE OR BILLING OPTION IS SELECTED THE FASTEST AVAILABLE SERVICE WILL BE CHARGED TO THE SENDER. | GAME Stores Group Ltd<br>Wh 9890<br>Unity House<br>Telford Road<br>Basingstoke<br>Hampshire<br>RG99 6FP<br>United Kingdom<br><b>Receiver Contact:</b> DC Manager |   | <b>Options:</b>   | <b>Weight:</b>       |
| <b>Items:</b> 1  | <b>Weight:</b><br>15 kg  | <b>Dimensions (HxWxD)</b><br>29.2 x 59.7 x 41.9 |   | <b>Volume</b>        |
| <b>Insurance Value:</b> 0  |  |   |   |                      |
| <b>Goods Description:</b>  |  |   |   |                      |
|  |  |   | <b>Total Consignment</b><br><b>Volume:</b> 0.073 m <sup>3</sup> |                      |



|   |                         |
|---|-------------------------|
| TNT ExpressConnect Shipping Technical Guide | Version: 1.2            |
|   | Date: 09 September 2014 |
|   |                         |

## 6.10 INFORMATION TO CREATE YOUR OWN SUMMARY MANIFEST

Header to be present on each page:

### Collection Manifest (SUMMARY)

**Sender Account:**  
**Sender Name:**  
**and Address:**

**Page : n of total number**  
**Shipment Date:**

Columns on each page:

| Con Nr. | No. Of Pieces | Weight (Kgs) | Shipper Ref. | Receiver | City | Destination | Service |
|---------|---------------|--------------|--------------|----------|------|-------------|---------|
|---------|---------------|--------------|--------------|----------|------|-------------|---------|

On final page only:

**Account** *account no.* **Totals:**

*Total no.*    *Total*        *Total*  
*cons*        *pieces*        *weight*

**Sender** *sender comp.* **Totals:**

*Total no.*    *Total*        *Total*  
*cons*        *pieces*        *weight*

**Grand Totals:**

*Total no.*    *Total*        *Total*  
*cons*        *pieces*        *weight*

**Sender's Signature** \_\_\_\_\_ **Date** \_\_\_ / \_\_\_ / \_\_\_

**Received by TNT** \_\_\_\_\_ **Date** \_\_\_ / \_\_\_ / \_\_\_ **Time** \_\_\_ : \_\_\_

Foot of every page:

**Print Date:**

**Print Time:**

TNT'S LIABILITY FOR LOSS, DAMAGE AND DELAY IS LIMITED BY THE CMR CONVENTION OR THE WARSAW CONVENTION WHICHEVER IS APPLICABLE. THE SENDER AGREES THAT THE GENERAL CONDITIONS, ACCESSIBLE AT [ICONNECTION.TNT.COM:81/TERMSANDCONDITIONS.HTML](http://ICONNECTION.TNT.COM:81/TERMSANDCONDITIONS.HTML), ARE ACCEPTABLE AND GOVERN THIS CONTRACT. IF NO SERVICES OR BILLING OPTIONS ARE SELECTED THE FASTEST AVAILABLE SERVICE WILL BE CHARGED TO THE SENDER.

|   |                         |
|---|-------------------------|
| TNT ExpressConnect Shipping Technical Guide | Version: 1.2            |
|   | Date: 09 September 2014 |

## 6.11 COMMERCIAL INVOICE

The seller issues a commercial invoice to the buyer stating the cost of the goods being supplied plus any other charges that might be involved, *e.g.* insurance, freight. This type of invoice is raised when a commercial transaction has taken place. One commercial invoice is produced per consignment.

Viewed in the browser it appears like this:

|  |   |                  |  |        |           |                       |               |                     |  |                    |     |                     |  |
|--|---|------------------|--|--------|-----------|-----------------------|---------------|---------------------|--|--------------------|-----|---------------------|--|
| <b>SENDER (Seller/Exporter)</b><br>Sender Co<br>Sender Addr 1<br>Sender Addr 2<br>Sender Addr 3<br>Atherstone<br>Warwickshire<br>CV9 2ry<br>United Kingdom<br>Mr Contact<br>01827 717733 | <h1>Invoice</h1>  |                  |  |        |           |                       |               |                     |  |                    |     |                     |  |
|  | <table border="1"> <tr> <td>Invoice Number :</td> <td></td> </tr> <tr> <td>Date :</td> <td>28/6/2005</td> </tr> <tr> <td>Consignment Note No :</td> <td>GE700229574GB</td> </tr> <tr> <td>Purchase Order No :</td> <td></td> </tr> <tr> <td>Invoice Currency :</td> <td>GBP</td> </tr> <tr> <td>Reason for Export :</td> <td></td> </tr> </table> | Invoice Number : |  | Date : | 28/6/2005 | Consignment Note No : | GE700229574GB | Purchase Order No : |  | Invoice Currency : | GBP | Reason for Export : |  |
| Invoice Number :   |   |                  |  |        |           |                       |               |                     |  |                    |     |                     |  |
| Date :   | 28/6/2005   |                  |  |        |           |                       |               |                     |  |                    |     |                     |  |
| Consignment Note No :  | GE700229574GB   |                  |  |        |           |                       |               |                     |  |                    |     |                     |  |
| Purchase Order No :  |   |                  |  |        |           |                       |               |                     |  |                    |     |                     |  |
| Invoice Currency :   | GBP   |                  |  |        |           |                       |               |                     |  |                    |     |                     |  |
| Reason for Export :  |   |                  |  |        |           |                       |               |                     |  |                    |     |                     |  |
| <b>RECEIVER (Buyer/Importer)</b><br>Receiver Name<br>Rec Addr 1<br>Rec Addr 2<br>Rec Addr 3<br>Amsterdam<br>1100 AA<br>Netherlands<br>Mr Frank<br>1672 987432                            | <b>DELIVER TO (if different from receiver)</b><br>Delivery Name<br>Del Addr 1<br>Del addr 2<br>Del Addr 3<br>Amsterdam<br>1100 AA<br>Netherlands<br>Mr Frank<br>1672 987432   |                  |  |        |           |                       |               |                     |  |                    |     |                     |  |

| Quantity                | Units | Weight                     | Description of Goods | HS<br>Tariff<br>Code                | Country of<br>Origin | Unit<br>Value                                 | Total<br>Value |
|-------------------------|-------|----------------------------|----------------------|-------------------------------------|----------------------|---|----------------|
| 1                       |       | 0.03                       | metal paperclips     | ABC                                 | GB                   |   | 2.3            |
| 1                       |       | 0.03                       | metal paperclips     | ABC                                 | GB                   |   | 2.3            |
| <b>Total<br/>Weight</b> | 1.4   | <b>Units of<br/>Weight</b> | kg                   | <b>Total Number<br/>of Packages</b> | 2                    | <b>Invoice Line Total<br/>Freight Charges</b> |                |
|                         |       |                            |                      |                                     |                      | Insurance                                     | 150 GBP        |
|                         |       |                            |                      |                                     |                      | Other Charges                                 |                |
| <b>INCO Terms</b>       |       |                            |                      |                                     |                      | <b>Invoice Total</b>                          |                |

|                                   |                          |             |
|-----------------------------------|--------------------------|-------------|
| <b>Shipper Name and Job Title</b> | <b>Shipper Signature</b> | <b>Date</b> |
|                                   |                          | 28/6/2005   |



|   |                         |
|---|-------------------------|
| TNT ExpressConnect Shipping Technical Guide | Version: 1.2            |
|   | Date: 09 September 2014 |
|   |                         |

## 7. ERRORS

There are a number of different errors that may occur when using TNT ExpressConnect. Most of these you will encounter only during the development phase when unsure of the XML format and trying to send XML through a socket connection for the first time. However, your code will need to be able to handle some of the others, such as server unavailability, once your TNT ExpressConnect software is up and running.

### 7.1 PARSER ERRORS

Errors generated by the XML parser are returned as XML and look like this:

```
<?xml version="1.0" standalone="yes" ?>
<parse_error>
<error_reason>Element content is invalid according to the DTD/Schema. Expecting: COMPANYNAME.</error_reason>
<error_line>10</error_line>
<error_linepos>17</error_linepos>
<error_srcText>
- <![CDATA[
<STREETADDRESS1>TNT House</STREETADDRESS1>
]]>
</error_srcText>
</parse_error>
```

These can be resolved by making changes to the XML format. Usually the error message will be descriptive, telling you that there was an expected element missing. Refer to the DTD and XML examples to remedy this.

If the parser error gives **line number 1 and position 13** to locate the error, this suggests that the XML was invalid as XML, not just as Shipping XML. The most common cause of this is when XML is sent to the TNT server and is not URL encoded. The spaces in the XML are lost as it crosses the World Wide Web, arriving at the TNT server looking like this:

```
<?xmlversion="1.0"standalone="no"?><!DOCTYPEESHIPPERSYSTEM'http://164.39.41.13:81/ShipperDTD2.0/Eship
perIN2.dtd'><ESHIPPER> ...etc.....</ESHIPPER>
```

You can force the URL encoding of your XML by replacing all spaces with a + sign before sending it.

|   |                         |
|---|-------------------------|
| TNT ExpressConnect Shipping Technical Guide | Version: 1.2            |
|   | Date: 09 September 2014 |
|   |                         |

## 7.2 ERRORS RETURNED BY THE SHIPPERGATE2.ASP (ENTRY FILE)

The entry file will check your login details and return an error if they cannot be validated. Ensure that you have submitted them in the correct case, as they were given to you by your TNT contact.

If the XML/request for XML that you send in to the TNT server is an empty string, or not formatted as expected, the following message will be returned:

```
<?xml version='1.0' standalone='yes'?>
<runtime_error>
  <error_reason>no data received at gateway from client</error_reason>
  <error_srcText><![CDATA[]]></error_srcText>
</runtime_error>
```

Ensure that you sent your xml/request in a string starting 'xml\_in=' (see the example connection code).

|   |                         |
|---|-------------------------|
| TNT ExpressConnect Shipping Technical Guide | Version: 1.2            |
|   | Date: 09 September 2014 |
|   |                         |

### 7.3 APPLICATION GENERATED ERRORS

Application errors are included in your returned XML as they occur and take the following format:

```
<ERROR>  
  <CODE>001</CODE>  
  <DESCRIPTION >Origin Country must be entered</DESCRIPTION>  
  <SOURCE>ConRef: Ref 1</SOURCE>  
</ERROR>
```

For possible errors see the Error Table

|   |                         |
|---|-------------------------|
| TNT ExpressConnect Shipping Technical Guide | Version: 1.2            |
|   | Date: 09 September 2014 |

#### 7.4 EXPRESS CONNECT BOOKING WITH NO COLLECTION AND BOOKING FAILURES

Occasionally, during peak times, you may experience a booking failure, resulting in your bookings not being completed. If this occurs, you will be notified in the returned XML by the <SUCCESS>N</SUCCESS> indicator in the appropriate “ACTIVITY” element.

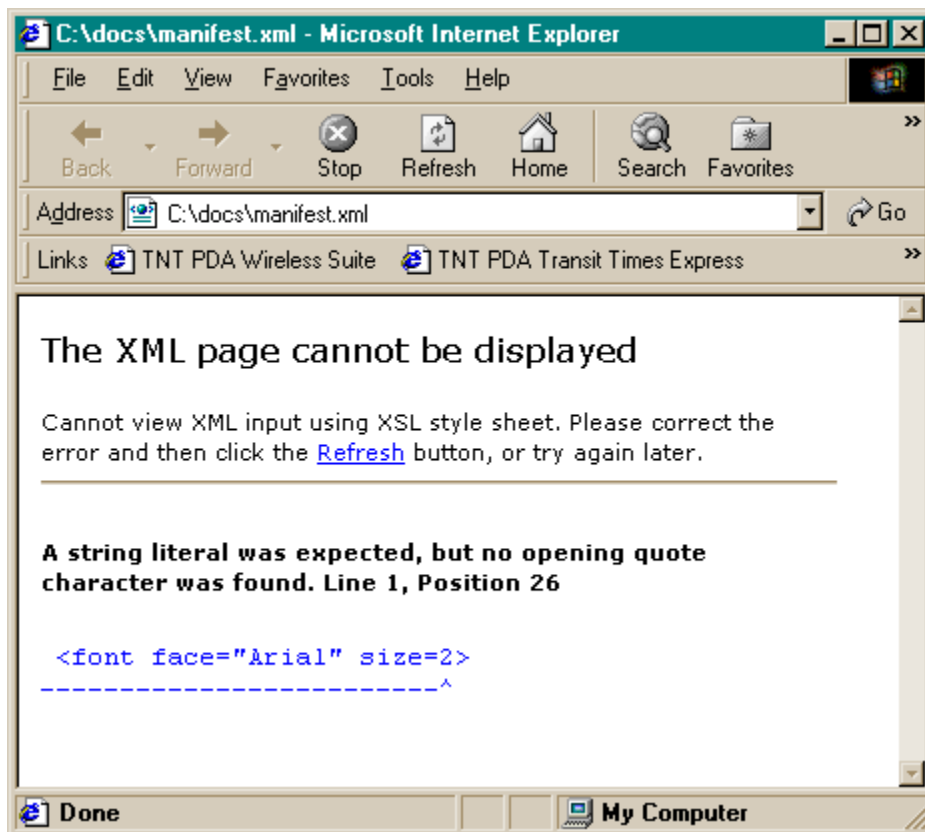
For example;

```
<CREATE><CONREF>11098913</CONREF><CONNUMBER>GEXXXXXXXXXXWW</CONNUMBER><SUCCESS>N</SUCCESS></CREATE><RATE/><BOOK><CONSIGNMENT><CONREF>XXXXXXX</CONREF><SUCCESS>N</SUCCESS><FIRSTTIMETRADER>Y</FIRSTTIMETRADER></CONSIGNMENT></BOOK>
```

Your application should monitor for these failed responses and re-submit any failing request.

When resubmitting a failed booking request, you must ensure to only provide either the CONREF or the CONNUMBER, not both. If you include a create “ACTIVITY” element, with the re-submission, please be aware that if you are assigning consignment numbers from your own, dedicated range then you will need to assign a new consignment number to each re-submission in order for the booking to be created successfully. Re-submitting any failing requests with the original consignment number will result in a duplicate consignment error.

The following error message may be displayed when attempting to view a document:



When this occurs it is because the document attempting to be viewed has not been previously created within the

|   |                         |
|---|-------------------------|
| TNT ExpressConnect Shipping Technical Guide | Version: 1.2            |
|   | Date: 09 September 2014 |
|   |                         |

input XML sent to ExpressConnect. For example the input XML requests to generate a connote and label. The 2 documents are then created and stored on the ExpressConnect server for a period of 7 days. If the customer's application then requests to view an invoice for this consignment, since it was not created by the initial XML request, the above error is displayed when viewed within a browser.



|   |                         |
|---|-------------------------|
| TNT ExpressConnect Shipping Technical Guide | Version: 1.2            |
|   | Date: 09 September 2014 |
|   |                         |

## 7.5 STYLESHEET RENDERING

ExpressConnect V2 stylesheets reference the Transform XML namespace for production of the documentation. It is necessary to have installed an XML parser that is capable of processing the Transform namespace stylesheets. For the windows environment, the Microsoft XML parsers V 3.0 and higher are fully compliant with the Transform XSL W3C standard for both browser and server-side XML transformation. All versions of the Microsoft XML parsers are available for download from the Microsoft MSDN web site.

If the XML output files from ExpressConnect are rendered in a browser to produce the documentation then under some circumstances the XML is not correctly processed by the parser (as illustrated in the following screen) resulting in: -

No data being shown on the documentation  
 Incorrect display of the barcode



This is normally attributed to an incorrect XML parser version being used with the browser, even though the browser may have been updated with a new XML parser. The following procedure is required to correctly register the appropriate compliant version XML parser:

If Microsoft XML parser V3.0 is installed: -

- 1) Open a command prompt
- 2) Navigate to the folder that contains MSXML3.dll (this is usually the system32 subfolder in the windows folder)
- 3) Type regsvr32 msxml3.dll

If Microsoft XML parser V4.0 is installed: -

- 1) Open a command prompt

|   |                         |
|---|-------------------------|
| TNT ExpressConnect Shipping Technical Guide | Version: 1.2            |
|   | Date: 09 September 2014 |
|   |                         |

- 2) Navigate to the folder that contains MSXML4.dll (this is usually the system32 subfolder in the windows folder)
- 3) Type regsvr32 msxml4.dll

In order to avoid issues with the browser rendering of stylesheets, it is recommended that the XML is transformed server-side into HTML, which is fully supported by the common browsers.

|   |                         |
|---|-------------------------|
| TNT ExpressConnect Shipping Technical Guide | Version: 1.2            |
|   | Date: 09 September 2014 |
|   |                         |

## 7.6 TABLE OF APPLICATION GENERATED ERROR CODES, MESSAGES AND RESOLUTIONS

| Error Code | DESCRIPTION   | How To Rectify   |
|------------|---|--|
| 101        | Error Reading Configuration file  | Contact TNT Help Desk  |
| 102        | Failure to load XML   | Check that XML contains DTD in declaration   |
| 103        | ConsignmentBatch Skipped - More Than 20 packages  | Maximum of 20 packages per consignment only  |
| 104        | Length exceeds maximum allowed - Skipped to next consignment  | Max length permitted for a package is 2.4m   |
| 105        | Height Exceeds maximum allowed – Skipped to next consignment  | Max height permitted for a package is 1.5m   |
| 106        | Width Exceeds Mamimum Allowed - Skipped to next consignment   | Max width permitted for a package is 1.2m  |
| 107        | Weight Exceeds maximum allowed – Skipped to next Consignment  | Max weight permitted for a package is 70 kg  |
| 108        | Maximum Number Of Articles Exceed - Skipped to next Consignment   | Maximum of 10 articles per package only  |
| 110        | Maximum Number Of Consignments exceeded   | Refer to customer documentation for maximum limits set *   |
| 113        | Empty ConRef found  | ConRefs must be unique and are mandatory   |
| 114        | Duplicate ConRefs found   | ConRefs must be unique and are mandatory   |
| 115        | ConRef Not Recognized   | Ensure that conrefs given in the Activity elements correspond to those in the Consignment batches                    |
| 116        | ConNumber Not Recognized  | Ensure that connumbers given in the Activity elements correspond to those consignments created less than 8 days ago. |
| 118        | Cannot Rate a receiver pays con   | Warning message rather than error  |
| 119        | If the origin or destination of a consignment is outside of the EU, the consignment must contain at least one package | Add a package to the Input XML   |
| 200        | Customer id must be entered   | Enter the Customer ID in the input XML   |
| 201        | Company name must be entered  | Enter company name in the input XML  |
| 202        | First line of sender address must be entered  | The three lines of the origin address can not all be empty   |
| 203        | Sender town must be entered   | Enter a sender town  |
| 204        | Sender post code must be entered  | Enter a sender post code   |
| 205        | Sender country must be entered  | Enter a valid sender country code  |
| 206        | Invalid sender country entered  | Enter a valid sender country code  |
| 207        | Sender account must be numeric  | Enter a valid sender account number  |
| 208        | Sender contact name must be entered   | Enter a Senders Contact Name   |
| 209        | Sender contact dial code must be entered  | Enter a sender contact dial code   |
| 210        | Sender contact dial code is too long  | This field may only hold 7 digits  |
| 211        | Sender contact telephone number must be entered   | Enter a sender contact telephone number  |
| 212        | Sender contact telephone number is too long   | This field may only hold 9 digits  |
| 213        | Unable to determine pick up depot from sender address   | Check sender address details are valid   |
| 214        | Sender account number must be entered   | Enter an account number associated with this customer  |
| 215        | Collection company name must be entered   | Enter collection company name  |
| 216        | First line of collection address must be entered  | The three lines of the collection address can not all be empty if these tags are used                                |

|   |                         |
|---|-------------------------|
| TNT ExpressConnect Shipping Technical Guide | Version: 1.2            |
|   | Date: 09 September 2014 |
|   |                         |

|     |   |   |
|-----|---|---|
| 217 | Collection town must be entered   | Enter a collection town   |
| 218 | Collection post code must be entered                                      | Enter a collection post code  |
| 219 | Collection country must be entered  | Enter a valid collection country code                                     |
| 220 | Invalid collection country entered  | Enter a valid collection country code                                     |
| 221 | Collection contact name must be entered                                   | Enter a collection contact name   |
| 222 | Collection contact dial code must be entered                              | Enter a collection contact dial code                                      |
| 223 | Collection contact dial code is too long                                  | This field may only hold 7 digits   |
| 224 | Collection contact telephone must be entered                              | Enter a collection contact telephone number                               |
| 225 | Collection contact telephone is too long                                  | This field may only hold 9 digits   |
| 226 | Unable to determine pick up depot from collection address                 | Check collection address details are valid                                |
| 227 | Account number is invalid   | The account number entered is not associated with this customer           |
| 228 | Shipment date is invalid  | Enter the shipment date in DD/MM/YYYY format                              |
| 229 | Shipment date cannot be in the past                                       | Enter a shipment date that is not in the past                             |
| 230 | Shipment date cannot be more than 14 days in the future                   | Enter a date not more than 14 days in the future                          |
| 231 | Collections can not be made on this date                                  | The Country Cannot make a collection on the requested day                 |
| 232 | Preferred from collection time must be entered                            | Enter a valid time in HHMM format   |
| 233 | Preferred from collection time is invalid                                 | The Preferred collection times must be completed in HHMM format           |
| 234 | Preferred To collection time must be entered                              | Enter a valid time in HHMM format   |
| 235 | Preferred To collection time is invalid                                   | The Preferred collection times must be completed in HHMM format           |
| 236 | Preferred Collection times must be between 09:00 & 16:00                  | Enter a preferred collection time between 09:00 and 16:00                 |
| 237 | Alternate from collection time must be entered                            | Enter a valid time in HHMM format   |
| 238 | Alternate from collection time is invalid                                 | The alternate collection times must be completed in HHMM format           |
| 239 | Alternate to collection time must be entered                              | Enter a valid time in HHMM format   |
| 240 | Alternate to collection time is invalid                                   | The alternate collection times must be completed in HHMM format           |
| 241 | Alternate collection times must be between 09:00 & 16:00                  | Enter an alternate collection time between 09:00 and 16:00                |
| 242 | Collection times must not overlap   | Check your collection times do not overlap                                |
| 244 | Group code <i>groupcode</i> does not exist.<br>Group code not recognized. | Check that the correct group code has been entered for an existing batch. |
| 246 | Error validating cons for group code <i>groupcode</i> .                   | Check that there are cons defined for this group code.                    |
| 300 | Conref must be entered  | Enter a reference for the consignment                                     |
| 301 | Receiver company name must be entered                                     | Enter receiver company name in the input XML                              |
| 302 | First line of receiver address must be entered                            | The three lines of the receiver address can not all be empty              |
| 303 | Receiver town must be entered   | Enter a receiver town   |
| 304 | Receiver post code must be entered  | Enter a receiver post code  |
| 305 | Receiver Country must be entered  | Enter a valid receiver country code                                       |
| 306 | Invalid receiver country entered  | Enter a valid receiver country code                                       |
| 307 | Receiver contact name must be entered                                     | A recipient name must be entered  |
| 308 | Receiver contact dial code must be entered                                | Enter a receiver contact dial code  |
| 309 | Receiver contact dial code is too long                                    | This field may only hold 7 digits   |
| 310 | Receiver contact telephone must be entered                                | Enter a receiver contact telephone number                                 |
| 311 | Receiver contact telephone is too long                                    | This field may only hold 9 digits   |

|   |                         |
|---|-------------------------|
| TNT ExpressConnect Shipping Technical Guide | Version: 1.2            |
|   | Date: 09 September 2014 |
|   |                         |

|     |  |   |
|-----|--|---|
| 312 | Unable to determine delivery depot from receiver address | Check receiver address details are valid                                      |
| 313 | Delivery company name must be entered                    | Enter delivery company name in the input XML                                  |
| 314 | First line of delivery address must be entered           | The three lines of the delivery address can not all be empty                  |
| 315 | Delivery Town must be entered                            | Enter a delivery town   |
| 316 | Delivery post code must be entered                       | Enter a delivery post code  |
| 317 | Delivery Country must be entered                         | Enter a valid delivery country code   |
| 318 | Delivery Country is invalid                              | Enter a valid delivery country code   |
| 319 | Delivery contact name must be entered                    | A delivery name must be entered   |
| 201 | Company name must be entered                             | Enter delivery company name in the input XML                                  |
| 320 | Delivery contact dial code must be entered               | Enter a delivery contact dial code  |
| 321 | Delivery contact dial code is too long                   | This field may only hold 7 digits   |
| 322 | Delivery Contact Telephone must be entered               | Enter a delivery contact telephone number                                     |
| 323 | Delivery contact telephone is too long                   | This field may only hold 9 digits   |
| 324 | Unable to determine delivery depot from delivery address | Check delivery address details are valid                                      |
| 325 | Domestic shipments not allowed for this country          | The origin and destination countries must be different                        |
| 326 | Consignment type must be entered                         | Enter a consignment type of 'N' (non-document) or 'D' (document)              |
| 327 | Consignment type must be N or D                          | Enter a consignment type of 'N' (non-document) or 'D' (document)              |
| 328 | Payment indicator must be S or R                         | Terms of payments may only be (S)ender or (R)eceiver                          |
| 329 | Receivers account required for receiver pays shipments   | If Terms of payment is 'R' then the receivers account Country must be entered |
| 330 | Receivers pays not allowed for this account              | Receiver pays shipments are not allowed for this account                      |
| 331 | Total items must be entered                              | A Numeric value must be inserted into the item field                          |
| 332 | Total items must be numeric                              | A Numeric value must be inserted into the item field                          |
| 333 | Total items must be greater than zero                    | A Numeric value greater than zero must be inserted into the item field        |
| 334 | Total weight must be entered                             | A Numeric value must be inserted into the weight field                        |
| 335 | Total weight must be numeric                             | A Numeric value must be inserted into the weight field                        |
| 336 | Total weight must be greater than zero                   | A Numeric value greater than zero must be inserted into the weight field      |
| 337 | Total volume must be entered for non doc shipments       | If con type is Non Doc, then enter a volume                                   |
| 338 | Total volume must be numeric                             | A Numeric value must be inserted into the volume field                        |
| 339 | Total volume must be greater than zero                   | A Numeric value greater than zero must be inserted into the volume field      |
| 340 | Goods value must be numeric                              | A Numeric value must be inserted into the goods value field                   |
| 341 | Goods value must be greater than zero                    | A Numeric value greater than zero must be inserted into the goods value field |
| 342 | Goods value currency must be entered                     | If Goods Value is entered a valid currency must be entered also               |
| 343 | Goods value currency is invalid                          | Enter a Valid Currency Code   |
| 344 | Goods value must be entered if currency given            | If a Currency is entered, then a value must be entered also                   |
| 345 | Insurance value must be numeric                          | A Numeric value must be inserted into the insurance                           |

|   |                         |
|---|-------------------------|
| TNT ExpressConnect Shipping Technical Guide | Version: 1.2            |
|   | Date: 09 September 2014 |
|   |                         |

|     |   |  |
|-----|---|--|
| 346 | Insurance value must be greater than zero               | value field<br>A Numeric value greater than zero must be inserted into the insurance value field                                     |
| 347 | Insurance value currency must be entered                | Enter an insurance currency along with the insurance value   |
| 348 | Invalid insurance currency entered                      | Enter a valid Currency Code  |
| 349 | Insurance value must be entered if currency given       | Enter an insurance value to go with the insurance currency   |
| 350 | Insurance value must not exceed 110% of goods value     | Enter an insurance value which is not greater than 110% of the goods value   |
| 351 | Goods value must be entered if insurance value supplied | Enter an goods value if insurance value is supplied  |
| 352 | Invalid service entered                                 | Enter a valid service code   |
| 353 | Invalid option for this service                         | Enter valid options  |
| 354 | Duplicate option entered                                | Remove the duplicated option code  |
| 360 | Customer not allowed to enter own consignment number    | The customer is not registered to allow them to use this functionality. Contact your TNT representative to arrange this if required. |
| 361 | Customer entered consignment number invalid             | The last digit (check digit) on the consignment number is invalid. Enter a valid consignment number                                  |
| 362 | Duplicate consignment number entered                    | Enter a different consignment number   |
| 363 | UN Number must be provided if shipment is hazardous     | Provide a UN Number for the hazardous shipment (UK Domestic shipments only)  |
| 364 | You are not authorised to ship hazardous goods          | Contact your local CIT Representative to seek authorisation to ship Hazardous goods. (UK Domestic Shipments Only)                    |
| 400 | Package items must be entered                           | Enter a numeric value in the items field of the package  |
| 401 | Package items must be numeric                           | A Numeric value must be inserted into the package field  |
| 402 | Package items must be greater than zero                 | A Numeric value greater than zero must be inserted into the package field  |
| 403 | Package description must be entered                     | Enter some descriptive text in the package description field   |
| 404 | Package length must be entered                          | A length for the package must be entered   |
| 405 | Package length must be numeric                          | A Numeric value must be inserted into the package length field   |
| 406 | Package length must be greater than zero                | A Numeric value greater than zero must be inserted into the package length field   |
| 407 | Package width must be entered                           | A Width for the package must be entered  |
| 408 | Package width must be numeric                           | A Numeric value must be inserted into the package width field  |
| 409 | Package width must be greater than zero                 | A Numeric value greater than zero must be inserted into the package width field  |
| 410 | Package height must be entered                          | A height for the package must be entered   |
| 411 | Package height must be numeric                          | A Numeric value must be inserted into the package height field   |
| 412 | Package Height must be greater than zero                | A Numeric value greater than zero must be inserted into the package height field   |
| 413 | Package weight must be entered                          | A weight for the package must be entered   |
| 414 | Package weight must be numeric                          | A Numeric value must be inserted into the package weight field   |
| 415 | Package weight must be greater than zero                | A Numeric value greater than zero must be inserted   |

|   |                         |
|---|-------------------------|
| TNT ExpressConnect Shipping Technical Guide | Version: 1.2            |
|   | Date: 09 September 2014 |
|   |                         |

|     |   |  |
|-----|---|--|
| 500 | Article Items must be entered                   | into the package weight field  |
| 501 | Article items must be numeric                   | The number of items for the article must be entered<br>A Numeric value must be inserted into the article items field |
| 502 | Article Items must be greater than zero         | A Numeric value greater than zero must be inserted into the article items field                                      |
| 503 | Article description must be entered             | The description for the article must be entered  |
| 504 | Article weight must be entered                  | The weight for the article must be entered   |
| 505 | Article weight must be numeric                  | A Numeric value must be inserted into the article weight field   |
| 506 | Article weight must be greater than zero        | A Numeric value greater than zero must be inserted into the article weight field                                     |
| 507 | Article invoice value must be entered           | The invoice value for the article must be entered  |
| 508 | Article invoice value must be numeric           | A Numeric value must be inserted into the article invoice field  |
| 509 | Article invoice value must be greater than zero | A Numeric value greater than zero must be inserted into the article invoice field                                    |
| 510 | Article invoice description must be entered     | The invoice description for the article must be entered  |
| 511 | Article origin country must be entered          | The origin country of the article must be entered  |
| 512 | Invalid article origin country entered          | Enter a valid origin country of the article  |

|     |   |   |
|-----|---|---|
| P1  | Failure to format incoming XML string   | Check XML format and resubmit.  |
| P2  | RateId: x - Failure to specify available Services: those returned might not all apply                                     | Resubmit for all services.  |
| P3  | RateId: x - Failure to specify available Options: those returned might not all apply                                      | Resubmit for all options.   |
| P4  | RateId: x - Failure to retrieve Service/Option details using TNTLists.dll   | Resubmit XML, if error recurs contact TNT Help Desk.  |
| P5  | RateId: rateid - Price Check Intergate Failure: Time out on database  | Resubmit XML, if error recurs contact TNT Help Desk.  |
| P6  | RateId: x - Price Check Intergate Failure: Error in Server  | Resubmit XML, if error recurs contact TNT Help Desk.  |
| P7  | RateId: x - Price Check Intergate Failure: No Rates Returned  | Resubmit XML, if error recurs contact TNT Help Desk.  |
| P8  | RateId: x - Field/s missing or invalid. Mandatory fields = OriginCountry, DestCountry, ConType, Weight, Volume(if nonDoc) | Check XML – all fields listed must contain valid values and may not be empty.   |
| P9  | No Price Requests Found   | PriceRequest element missing will still check dataset versions.   |
| P10 | Invalid Account Number  | The company whose id was found in the company element does not own account number.  |
| P11 | Invalid Country Code  | Country code must match a code in the TNT country dataset.  |
| P12 | Invalid Town Group  | TownGroup code must match a code in the TNT Towngroup dataset.  |
| P13 | RateId: x – Standard Rates  | No rates are set up for the given account with these origin and destination details. The rates returned are standard rates. |

|   |                         |
|---|-------------------------|
| TNT ExpressConnect Shipping Technical Guide | Version: 1.2            |
|   | Date: 09 September 2014 |

## 8. Security/connectivity requirements

The SSL site certificate for <https://express.tnt.com> will expire on 8<sup>th</sup> Oct 2012 this will also affect Express Connect. Currently our root certificate, against which the site certificate is validated, uses 1024-bit RSA encryption but this level of encryption is being replaced with a new 2048-bit minimum level of encryption. When renewing our site certificate, our certificate authority, VeriSign, will sign the certificate with their new 2048-bit RSA public root certificate. To operate with our 2048-bit site certificate you must be running a 2048-bit root certificate on your browser. If your browser encryption certificate does not match TNT's root encryption certificate, problems will result and SSL errors may occur.

### Q1. How does the new SSL root certificate get provided?

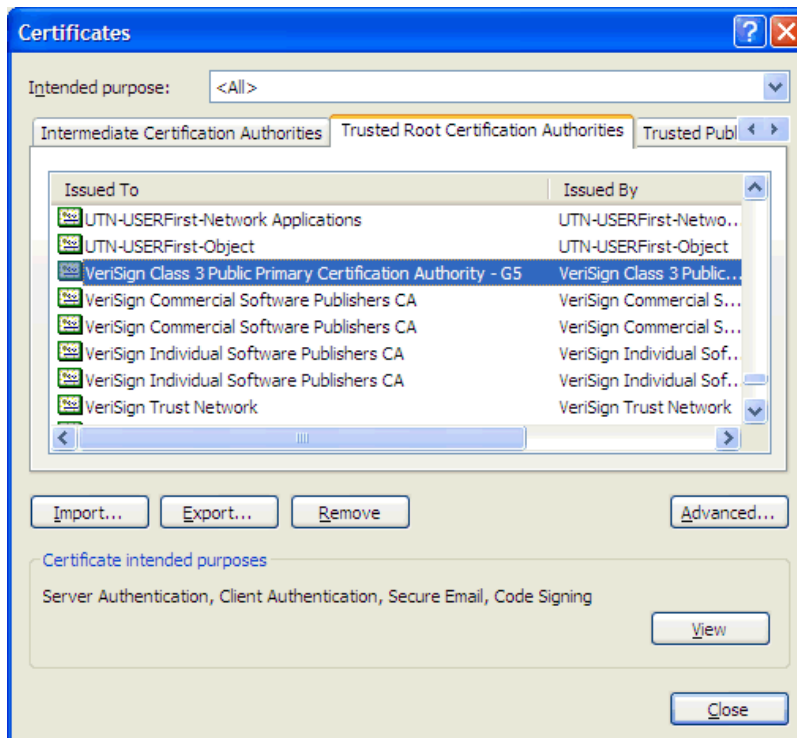
This 2048-bit RSA public root certificate is something that the operating system providers, such as Microsoft or Apple, provide as part of their operating system software. The certificates are updated with the regular specific browser updates and operating system service pack updates. Internet Explorer v7 and v8 come with the new certificate as well as Windows Vista and Windows 7. Windows XP running Service Pack 3 also loads the new 2048-bit root certificate. The root certificate can also be downloaded from the web - see Q6 below.

### Q2. How can I determine what root certificate I use?

A machine can be checked by checking the Trusted Root Certification Authorities defined within Internet Explorer or your browser of choice. Please see your specific browser help function or manual for alternative browsers.

To check for the presence of the updated root certificate using Internet Explorer:-

- 1) Launch Internet Explorer and go to Tools\Internet Options\Content\Certificates\Trusted Root Certification Authorities.
- 2) Scroll through the Trusted Root Certification Authorities list to verify the presence of the 'Verisign Class 3 Public Primary Certification Authority - G5' certificate. Shown below.





|   |                         |
|---|-------------------------|
| TNT ExpressConnect Shipping Technical Guide | Version: 1.2            |
|   | Date: 09 September 2014 |

3) The certificate can be verified by highlighting the certificate and selecting View\Details\Serial number and confirming the serial number value reads as 18 da d1 9e 26 7d e8 bb 4a 21 58 cd cc 6b 3b 4a .

4) If the certificate does not exist in the Trusted Root Certification Authorities list then it must be installed. This can be undertaken by the update mechanism used within your environment. Normally the Trusted Root Certification Authorities list would be updated by routine patching of the client OS or browser upgrades.

**Q3. How can I download the certificate?**

Please note you may need administrator rights on the local machine before you can successfully install a new certificate. If in doubt, please contact your local support teams for assistance.

1) Follow the link below to access the 'Verisign Class 3 Public Primary Certification Authority - G5' root CA certificate from the Verisign web site.

[https://knowledge.verisign.com/support/ssl-certificates-support/index?page=content&actp=CROSSLINK&id=SO14649#G5\\_Root\\_CA](https://knowledge.verisign.com/support/ssl-certificates-support/index?page=content&actp=CROSSLINK&id=SO14649#G5_Root_CA)

The following screenshots are taken from the Verisign web site, and you should select the highlighted link below.

Primary Intermediate CA

|  |
|--|
| <b>Applicable to all products listed below</b> |
| <a href="#">Primary Intermediate CA</a>        |

Retail Secondary Intermediate CA

| Product   |                              |
|---|------------------------------|
| <a href="#">Secure Site</a>                           | <a href="#">Wildcard</a>     |
| <a href="#">Secure Site Pro</a>                       | <a href="#">OFX</a>          |
| <a href="#">Secure Site w/Extended Validation</a>     | <a href="#">WLAN</a>         |
| <a href="#">Secure Site Pro w/Extended Validation</a> | <a href="#">Code Signing</a> |

MPKI for SSL Secondary Intermediate CA

| Product  |                                   |
|--|-----------------------------------|
| <a href="#">Standard SSL</a>                       | <a href="#">Standard Intranet</a> |
| <a href="#">Premium SSL</a>                        | <a href="#">Premium Intranet</a>  |
| <a href="#">Standard SSL w/Extended Validation</a> | <a href="#">OFX</a>               |
| <a href="#">Premium SSL w/Extended Validation</a>  | <a href="#">Code Signing</a>      |

Root CA

|   |
|---|
| <b>Root CA</b>                              |
| <a href="#">Class 3 Public Primary - G5</a> |

|   |                         |
|---|-------------------------|
| TNT ExpressConnect Shipping Technical Guide | Version: 1.2            |
|   | Date: 09 September 2014 |

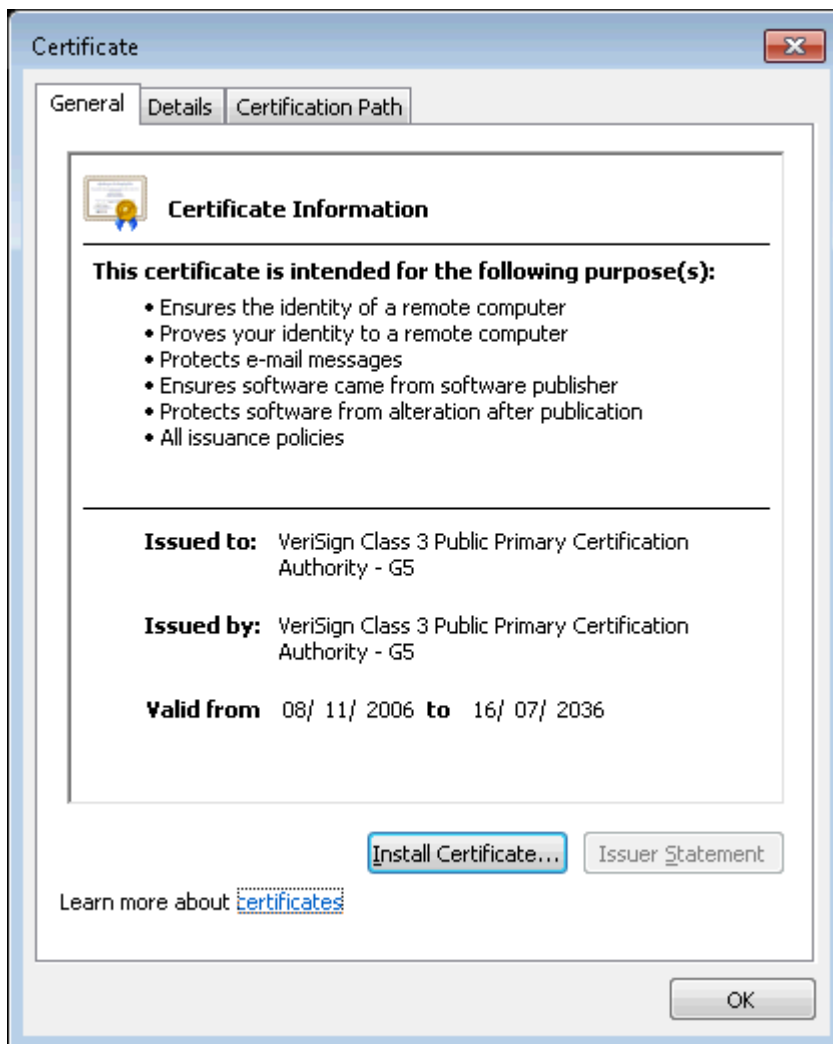
2) The certificate is displayed on the web page in a highlighted box. Copy the certificate including the '-----BEGIN CERTIFICATE-----' and '-----END CERTIFICATE-----' text.

3) Open notepad and paste the certificate into the document.

4) Save the document with a .cer extension.

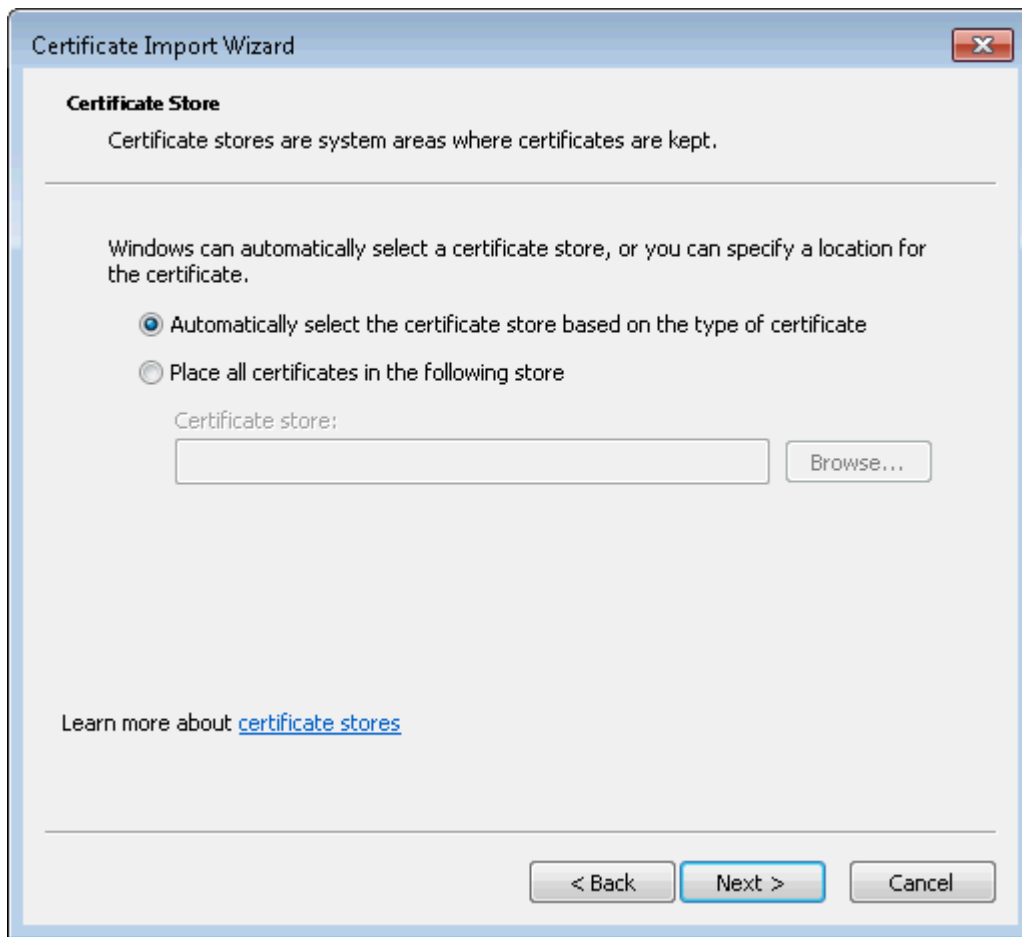
5) Quit notepad.

6) You now need to install/import the certificate into you system on Microsoft windows machines. To do this you can double click on it and choose the option to Install Certificate (see screenshot below).

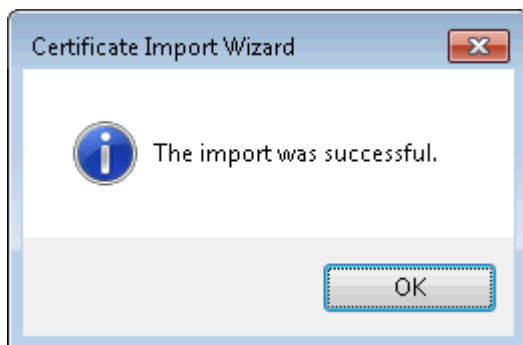


7) Windows will select the correct certificate store to install the certificate (see below). If however it does not the option for Trusted Root Certificate can be selected.

|   |                         |
|---|-------------------------|
| TNT ExpressConnect Shipping Technical Guide | Version: 1.2            |
|   | Date: 09 September 2014 |



8) After the certificate has been imported / installed you will get a message similar to the one below advising that the certificate import was successful.



9) To check that the certificate has installed correctly you can check by referring to Q2.

|   |                         |
|---|-------------------------|
| TNT ExpressConnect Shipping Technical Guide | Version: 1.2            |
|   | Date: 09 September 2014 |
|   |                         |

## **9. APPENDIX I – First Time Trader Requirements**

### **Important information for 1st time TNT Shipping Users**

- 1.** Please leave the package open for inspection by the driver. This is standard policy with all first time customers and is an important part of our security procedure. Unfortunately we cannot accept packages, which have not been inspected by our driver.
- 2.** If your package is not a document and is traveling outside the European Union, you will need to prepare a Commercial Invoice to accompany it. Please give the Commercial Invoice to the driver when your package is collected.
- 3.** As this is the first time you have dealt with us, we will be happy to call you when your package has been delivered.

**Thank you.**

|   |                         |
|---|-------------------------|
| TNT ExpressConnect Shipping Technical Guide | Version: 1.2            |
|   | Date: 09 September 2014 |
|   |                         |

## 10. APPENDIX II – TNT Terms and Conditions of Carriage

### TERMS AND CONDITIONS 01-10

#### 10.1 Terms and Conditions and Other Services - Long Form Version (01-10)

The terms and conditions below are the standard English terms and conditions of carriage and other services. Local variations may exist and apply depending on the country of origin of the shipment. Please contact the nearest TNT local office to obtain a copy of the local terms and conditions.

The following definitions apply to the terms and conditions set out below that govern the contract of carriage and other services between you and us.

#### 1. DEFINITIONS

The following definitions apply to the terms and conditions set out below that govern this contract of carriage between you and us.

"we", "us", "our" and TNT means TNT Express Holdings B.V., XP International B.V., TNT Holdings (Deutschland) GmbH, TNT Holdings (UK) Ltd, TNT Australia Pty Ltd, TNT China Holdings Co Ltd ("TNT") and subsidiaries and affiliates of TNT and TNT's employees, agents and independent contractors;

"you" and "your" means the sender, consignor or consignee of the shipment, holder of a consignment note, receiver and owner of the contents of the shipment, any other party having a legal interest in those contents or any party having an interest in the performance of other services;

"carriage" means and includes the whole of the operations and services undertaken by us in connection with the transportation of the shipment;

"other services" means all services not being services for the carriage of shipments that are performed by us, such as storage, sorting, kitting, merging, packing, installation, value added and transportation management services;

"shipment" means goods or documents of whatever nature (whether in bulk or in one or more packages) which we have accepted for carriage from one address to another or regarding which we have accepted to perform other services, whether under our consignment note or not; "prohibited items" means any goods or materials the carriage of which is prohibited by any law, rule or regulation of any country in or over which the shipment travels;

#### 2. THE PARTY WITH WHOM YOU ARE CONTRACTING

Your contract of carriage and of other services is with the TNT company or the subsidiary or affiliate of TNT that accepts from you the shipment for carriage or, as the case may be, the performance of other services. You agree that we may subcontract the whole or any part of the contract of carriage or of other services on any terms and conditions we decide.

#### 3. YOUR ACCEPTANCE OF OUR TERMS AND CONDITIONS

By giving us your shipment you accept our terms and conditions set out in the consignment note and/or the contract of carriage and/or the contract for the performance of other services on behalf of yourself and/or anyone else who has an interest in the shipment or the performance of other services irrespective of whether you have signed the front of our consignment note or not. Our terms and conditions also cover and can be invoked by anyone we use or subcontract to collect, transport, deliver your shipment or perform other services as well as our employees, directors and agents. Only one of our authorised officers may agree to a variation of these terms and conditions in writing. When

|   |                         |
|---|-------------------------|
| TNT ExpressConnect Shipping Technical Guide | Version: 1.2            |
|   | Date: 09 September 2014 |
|   |                         |

you give us the shipment with oral or written instructions that conflict with our terms and conditions we shall not be bound by such instructions.

#### **4 SCOPE OF THE CONTRACT**

- a) If the carriage of the shipment forms part of another type of contract between you and us, these terms and conditions apply to the contract agreed between you and us in respect of any carriage of goods pursuant to the contract.
- b) By concluding any type of contract with us that involves the carriage of goods you agree that:
- the contract is a contract of carriage of goods by road if the carriage of the shipment actually takes place by road;
  - the contract is a contract of carriage of goods by air if the carriage of the shipment actually takes place by air;
  - the contract is a contract of carriage of goods by sea if the carriage of the shipment actually takes place by sea;
  - the contract is a contract for the performance of other services if related to non-carriage services

#### **5 DANGEROUS GOODS / SECURITY**

##### **5.1 Dangerous Goods**

- a) Except in the circumstances shown in condition 5.1 (b) below we do not carry, nor perform other services regarding goods which are in our sole opinion dangerous goods including, but not limited to, those specified in the International Civil Aviation Organisation (ICAO) technical instructions, the International Air Transport Association (IATA) dangerous goods regulations, the International Maritime Dangerous Goods (IMDG) code, the European Agreement concerning the international carriage of Dangerous goods by Road (ADR) regulations or any other national or international rules applicable to the transport of or the performance of other services regarding dangerous goods.
- b) We may at our discretion accept some dangerous goods for carriage or for the performance of other services in some countries if you have been accorded the status of an approved customer and this must be given by us in writing before your shipment can be accepted. Your dangerous goods will only be accepted if they comply with the applicable regulations (as referred to in condition 5.1 (a)) and our requirements. Details of our requirements together with the procedure for applying for approved customer status are available from our nearest office and a dangerous goods surcharge will be invoiced to you upon acceptance of your shipment.

##### **5.2 Air Cargo Security Regulations**

- a) You must ensure and you hereby certify by completing our consignment note or tendering a shipment to us that your shipment does not contain a prohibited article as specified in ICAO Annex 17 or other national or international regulations that govern aviation security. You must give us a full description of the contents of the shipment on the consignment note or other accompanying document and your responsibilities and liabilities are not extinguished by providing this information. Shipments carried or handled by us may be subject to security screening which could include the use of X-ray equipment and you accept that your shipment may be opened and the contents of your shipment may be examined in transit.
- b) You declare that you have prepared the shipment for carriage or for the performance by us of other services in secure premises using reliable staff employed by you and that the shipment has been safeguarded against unauthorised interference during preparation, storage and transportation immediately prior to acceptance for carriage of the shipment by us or for the performance by us of other services.

##### **5.3 Prohibited Items**

We do not accept shipments that contain prohibited items.

#### **6. RIGHT OF INSPECTION**

|   |                         |
|---|-------------------------|
| TNT ExpressConnect Shipping Technical Guide | Version: 1.2            |
|   | Date: 09 September 2014 |
|   |                         |

You agree that we, or any governmental authority including customs, may open and inspect your shipment at any time.

## 7. CALCULATION OF TRANSIT TIMES AND ROUTING OF SHIPMENTS

Weekend days, public holidays and bank holidays together with delays caused by customs or other events beyond our control are not included when we quote door to door delivery times in our published literature. The route and the method by which we transport your shipment shall be at our sole discretion.

## 8. CUSTOMS CLEARANCE

8.1 You hereby appoint us as your agent solely for the purpose of clearing and entering the shipment through customs and you hereby certify that we are the consignee for the purpose of designating a customs broker to perform customs clearances and entries if we subcontract this work. If any customs authority requires additional documentation for the purpose of confirming the import/export declaration or our customs clearance status it is your responsibility to provide the required documentation at your expense.

8.2 You certify that all statements and information you provide relating to the exportation and importation of the shipment will be true and correct. You acknowledge that in the event that you make untrue or fraudulent statements about the shipment or any of its contents you risk a civil claim and/or criminal prosecution the penalties for which include forfeiture and sale of your shipment. To the extent that we may voluntarily assist you in completing the required customs and other formalities such assistance will be rendered at your sole risk. You agree to indemnify us and hold us harmless from any claims that may be brought against us arising from the information you provide to us and any costs we will incur regarding this and pay any administration fee we may charge you for providing the services described in this condition.

8.3 Any customs duties, taxes (including but not limited to VAT if applicable), penalties, storage charges or other expenses we incur as a result of the actions of customs or other governmental authorities or your failure and/or the receiver's failure to provide proper documentation and/or to obtain the required licence or permit will be charged to you or the receiver of the shipment. In the event that we decide to charge the receiver and the receiver refuses to pay the incurred charges you agree to pay them to us together with our fee for the administration involved as well as any extra costs we will incur. Upon our first request you will provide a proper guarantee for any of the duties, taxes, penalties, storage charges or any other expenses set out in this condition.

8.4 We will endeavour to expedite all customs clearance formalities for your shipment but are not liable for any delays, losses or damage caused by interference from customs officers or other governmental authorities.

## 9. INCORRECT ADDRESS AND P.O. BOX NUMBERS

If we are unable to deliver a shipment because of an incorrect address we will make all reasonable efforts to find the correct address. We will notify you of the correction and deliver or attempt to deliver the shipment to the correct address although additional charges may apply if the correct address is different to the one shown on the consignment note or the label affixed to your shipment. Deliveries to post office box numbers are not accepted except in a limited number of countries (the list of which is available from the subsidiary or affiliate or branch of TNT that accepts your shipment for carriage) and further provided that the (landline) telephone number of the consignee is provided and that in the event we are unable to deliver the shipment at the first attempt then you agree that we may post the shipment to the consignee and proof of posting is sufficient proof of delivery.

## 10. UNDELIVERABLE AND REJECTED SHIPMENTS

Where we are unable to complete the delivery of a shipment we will try to leave a notice at the receiver's address stating that delivery has been attempted and the whereabouts of the shipment. If delivery has not been made after one more attempt by us or the receiver refuses to accept delivery we will try to contact you and agree the appropriate

|   |                         |
|---|-------------------------|
| TNT ExpressConnect Shipping Technical Guide | Version: 1.2            |
|   | Date: 09 September 2014 |
|   |                         |

next action. You agree to pay us any costs we incur in forwarding, disposing of or returning the shipment and our charges (if any) for making a third or more delivery attempt and for the agreed appropriate next action. If we do not receive your instructions within 30 days after our second attempt to deliver the shipment, then you agree that we may destroy or sell the content of the shipment without any further liability to you.

## 11. YOUR OBLIGATIONS

You warrant, represent and guarantee to us that:

- a) the contents of the shipment (including but not limited to weight and number of items) have been properly described on our consignment note;
- b) the contents of the shipment have been correctly labelled and the label or labels have been securely fixed by you in a prominent position on the outer surface of the shipment that can be clearly seen by us;
- c) the consignee's full address including the postcode has been entered on our consignment note;
- d) the consignee's full address including the postcode has been accurately and legibly completed on an address label securely fixed by you to a prominent position on the outer surface of the shipment that can be clearly seen by us;
- e) the contents of the shipment have been prepared and packed safely and carefully by you to protect against the ordinary risks of transport, or the performance by us of other services, including any associated sortation and/or handling process;
- f) you have declared the correct weight of the shipment and you will provide any special equipment we may need to load or unload the shipment on or off our vehicles.
- g) you have securely fixed a heavy weight label in a prominent position on the outer surface of the shipment that can clearly be seen by us for any item weighing 25 kilos or more;
- h) the contents of the shipment are not ones restricted by IATA or ICAO and are not prohibited items and neither you nor the consignee is a person or organisation with whom we or you may not legally trade under any applicable laws or regulations;
- i) in the case of an intra-European Union shipment where the receiver pays our charges your VAT identity number and that of the receiver has been correctly given in writing to us;
- j) when you have asked us to charge the receiver or a third party and the receiver or third party does not pay us you will promptly settle our invoice together with an administration fee in full within 7 days of us sending you the invoice;
- k) all applicable laws and regulations have been complied with;
- l) in shipments that will be carried by us across borders you have included the correct commercial invoice related to the shipment (mentioning correct "bill to" address with applicable VAT number, correct and clear description of the commodity, the General Agreement on Tariffs and Trade ("GATT") code being the first 6 digits of the Harmonised System ("HS") code and the correct weight of the concerning shipment)
- m) that you have taken all reasonable precautions to comply with all conventions, directives and legislation relating to the protection of personal data including if practicable encryption of the personal data to ensure the safety of the personal data in the event of loss or misdelivery of a shipment;
- n) the value of any shipment does not exceed £15,000.



|   |                         |
|---|-------------------------|
| TNT ExpressConnect Shipping Technical Guide | Version: 1.2            |
|   | Date: 09 September 2014 |
|   |                         |

You agree to indemnify us and hold us harmless from any liabilities we may suffer or any costs, damages or expenses, including legal costs we incur either to you or to anyone else arising out of you being in breach of any of these warranties, representations and guarantees even, even if we inadvertently accept a shipment that contravenes any of your obligations.

## 12. EXTENT OF OUR LIABILITY

12.1 Subject to condition 12 below we limit our liability for any loss, damage or delay of your shipment or any part of it arising from carriage as follows:

a) If the carriage of your shipment is solely or partly by air and involves an ultimate destination or a stop in a country other than the country of departure the Warsaw Convention (1929), or the Warsaw Convention as amended by the Hague Protocol (1955) and/or Montreal Protocol No. 4 (1975), or the Montreal Convention (1999), whichever is compulsorily applicable will apply. These international treaties govern and limit our liability for loss, damage or delay to your shipment to 19 special drawing rights per kilo (approximately £18 per kilo although the rate of exchange is variable).

b) If we carry your shipment by road within, to or from a country that is a party to the convention on the contract for the International Carriage of Goods by Road 1956 (CMR) our liability for loss or damage to your shipment shall be governed by the CMR and thus limited to 8.33 special drawing rights per kilo (approximately £8 per kilo although the rate of exchange is variable). In the case of delay where you can show to us you have suffered loss our liability is limited to refunding to you the charge you paid us for carriage in respect of that shipment or the part which was delayed.

c) If none of the above conventions apply and we have a liability to you for whatever reason including breach of contract, negligence, wilful act or default our liability to you for loss, damage, misdelivery or non-delivery of your shipment or the part affected is limited to the lower of the market value of the shipment at the time of carriage or the cost of repair the shipment or the part affected with in each case an upper limit that does not exceed £15 per kilo limited to a maximum of £15,000 per shipment. In the case of delay where you can show to us you have suffered loss our liability is limited to refunding to you the charge you paid us for carriage in respect of that shipment or the part which was delayed.

12.2 Subject to condition 13 below, if we have a liability relating to other services for whatever reason, including without limitation breach of contract, negligence, wilful act or default, our liability to you is at all times limited to £15,000 per event or series of events with one and the same cause of damage or, in case of the loss of or damage to a shipment, to the lower of the market value of the shipment or the cost of repairing the shipment or the part affected with in every case an upper limit that does not exceed £50 per kilo with a maximum of £15,000 per event or series of connected events.

## 13. EXCLUSIONS

13.1 We will not be liable for any loss of income, loss of profits, loss of markets, loss of reputation, loss of customers, loss of use, loss of an opportunity even if we had knowledge that such damages or loss might arise or for any indirect, incidental, special or consequential damages or loss howsoever arising including, without limitation breach of contract, negligence, wilful act or default.

13.2 We are not liable if your shipment or any part of it is lost, damaged, delayed or mis-delivered or not delivered or if we do not fulfil any obligations towards you at all as a result of:

a) circumstances beyond our control such as (but not limited to):

- acts of god including earthquakes, cyclones, storms, flooding, fire, disease, fog, snow or frost;
- force majeure including (but not limited to) war, accidents, acts of public enemies, strikes, embargoes, perils of the air, local disputes or civil commotions;

|   |                         |
|---|-------------------------|
| TNT ExpressConnect Shipping Technical Guide | Version: 1.2            |
|   | Date: 09 September 2014 |
|   |                         |

- national or local disruptions in air or ground transportation networks and mechanical problems to modes of transport or machinery;
  - latent defects or inherent vice in the contents of the shipment;
  - criminal acts of third parties such as theft and arson.
- b) your acts or omissions or those of third parties such as:
- you being in breach of (or any other party claiming an interest in the shipment causing you to breach) your obligations under these terms and conditions and in particular those warranties set out in condition 11;
  - an act or omission of any customs, airline, airport or government official.
- c) The contents of the shipment consisting of any article that is a prohibited item even though we may have accepted the shipment by mistake.

13.3 We are not a common carrier and do not accept from you any liabilities of a common carrier.

#### **14 VALUABLE GOODS**

You should not send valuable goods such as precious stones, precious metals, jewellery, money, negotiable instruments, unprotected furniture, glass or china, objects of art, antiques and important documents that include passports, tenders, share and option certificates through our network delivery system because it involves the use of mechanical handling and automated sortation equipment together with multiple transshipments on and off vehicles which could result in loss and/or damage. If you nevertheless send, or cause us to send, such goods through our network delivery system it shall be at your own risk.

#### **15. INCREASED LIMITS OF LIABILITY FOR INTERNATIONAL SHIPMENTS**

15.1 An increased limit of liability option ("ITLL") can be purchased for the carriage of international shipments for loss or damage to your shipment (non document shipment) subject to the conclusion of a specific agreement to that effect between you and us.

15.2 On payment by you to us of our current charge for the ITLL, we will increase our limit of liability for loss or damage to your shipment to £30 per kilogram for shipments of 10 kilograms and above and for loss or damage to shipments below 10 kilograms to £300 per shipment provided that at all times the maximum liability that we offer and accept is £15,000 per shipment.

15.3 ITLL does not apply where:

- a) our liability is excluded as set out in these terms and conditions,
- b) no specific agreement to that effect exists between you and TNT, and/or
- c) you fail to pay us our charge for the increase in our limit of liability.

15.4 For the avoidance of doubt, ITLL does not cover losses of a consequential nature (see condition 13.1 above) or delays in carriage or where the loss has arisen as a result of your breach of your obligations under these terms and conditions.

15.5 ITLL is not available for other services or for precious stones, precious metals, laptop computers, plasma or LCD screens, jewellery, money, glass, china, objects of art, antiques, documents or any films, tapes, discs, memory

|   |                         |
|---|-------------------------|
| TNT ExpressConnect Shipping Technical Guide | Version: 1.2            |
|   | Date: 09 September 2014 |
|   |                         |

cards or any such other data or image carrying goods. If you do send such goods we recommend that you arrange insurance.

## 16. ENHANCED LIABILITY

16.1 You may, against payment of the indicated charge, make a declaration on the consignment note of the value of the shipment (non document shipment) exceeding the limits laid down in condition 11 up to a maximum of £15,000 per shipment ("Enhanced Liability"). Declaration must be made by completing the relevant box on the consignment note and paying the indicated charge. Compensation for proved loss or damage to your shipment may be claimed up to the total amount of the above declared value. Enhanced Liability is not available for precious stones, precious metals, laptop computers, plasma and LCD screens, jewellery, money, glass, china, objects of art, antiques, documents (other than the reconstitution cost as provided for in condition 16.2 below) or any films, tapes, discs, memory cards or any such other data or image carrying goods. If you do send such goods we recommend that you arrange insurance yourself.

16.2 You may opt for Enhanced Liability limited to the cost of reconstruction, reproducing, reissuing or re-printing cost (including the costs of the materials (e.g. paper) plus reasonable labour costs) of your document shipment by completing the relevant box on the consignment note and paying the indicated charge. Compensation for proved loss or damage to your document shipment may be claimed up to £350 per shipment. This Enhanced Liability option is only available for documents which are listed on our website [www.tnt.co.uk](http://www.tnt.co.uk) or by contacting our Customer Services.

16.3 The above Enhanced Liability options (16.1 and 16.2) (i) do not provide compensation for losses of a consequential nature (see condition 13.1 above) or delays in carriage or where the loss has arisen as a result of your breach of your obligations under these terms and conditions of carriage, (ii) are not available for non-carriage services and (iii) are not available for a limited number of countries. For a list of these countries, and/or to obtain further details on the conditions of Enhanced Liability, please visit our website [www.tnt.co.uk](http://www.tnt.co.uk) or contact our Customer Services.

## 17. CLAIMS BROUGHT BY THIRD PARTIES

You undertake to us that you shall not permit any other person who has an interest in the shipment to bring a claim or action against us even though we may have been negligent or in default and if a claim or action is made you will indemnify us against the consequences of the claim or action and the costs and expenses we incur in defending it.

## 18. CLAIMS PROCEDURE

If you wish to claim for a lost, damaged or delayed shipment or for any other damages you must comply with any applicable convention and with the following procedure otherwise we reserve the right to reject your claim:

- a) you must notify us about the loss, damage or delay within 7 days after delivery of the shipment or within 7 days of the date the shipment should have been delivered or if the claim relates to other services within 21 days from the date you ought reasonably to have become aware of the loss, damage or delay. If we send you a claim form you must return it within 21 days from the date of issue fully completed together with all relevant documentation in support of your claim. We are not obliged to act on any claim until our charges have been paid nor are you entitled to deduct the amount of your claim from our charges;
- b) we will assume the shipment was delivered in good condition unless the receiver has noted any damage on our delivery record when he or she accepted the shipment. In order for us to consider a claim for damage, the contents of your shipment and the original packaging must be made available to us for inspection;
- c) save as otherwise provided by any applicable convention and or law, your right to claim damages against us shall be extinguished unless an action is brought in a court of law within 1 year from the date of delivery of the shipment or from the date on which the shipment should have been delivered or from the date on which the carriage ended or if the claim relates to other services within 1 year from the date you ought reasonably to have become

|   |                         |
|---|-------------------------|
| TNT ExpressConnect Shipping Technical Guide | Version: 1.2            |
|   | Date: 09 September 2014 |
|   |                         |

aware of the loss, damage or delay;

- d) in case of acceptance by us of part or all of your claim, you warrant to us that your insurers or any other third party having an interest in the shipment shall have waived rights, remedies or relief to which they might become entitled by subrogation or otherwise;
- e) the shipment shall not be deemed to be lost until at least 30 days have elapsed since the date you notified us of the non delivery. We may agree with you in writing to shorten this period.

## 19. RATES AND PAYMENT

19.1 You agree to pay our charges for the carriage of the shipment between the locations specified on the consignment note/contract of carriage or for the performance by us of other services and any value added taxes thereon within 7 days from the date of our invoice for international shipments and by the 15th of the month after the month in which the invoice is dated in respect of UK domestic shipments. You waive all your rights to challenge our invoices if you do not contest our invoice in writing within 7 days from the date of the invoice. Our charges are calculated in accordance with the rates applicable to your shipment as set out in our current rate card or in the relevant contract. We may check the weight and/or volume of and/or the number of items within your shipment and if we find that there is a discrepancy between your declared weight and/or volume and/or number of items you agree that the weight and/or volume and/or the number of items that we determine may be used for the purpose of our calculation. As a matter of course all import duties, value added taxes on goods and all other charges levied on the shipment in the destination country shall be payable to us by the receiver upon delivery of the shipment and if the receiver refuses to pay you agree to pay us these amounts in full within 7 days of us notifying you that the receiver has not paid. You agree that we may charge interest on all invoices not paid within 7 days from the invoice date at the rate of 6% above the European Central Bank base rate. You agree to pay our reasonable and proper cost of collection of invoices not paid within 7 days from the invoice date.

19.2 Our current rate card is available on request from any of our offices in the country from which the shipment is invoiced. We charge for either the actual weight of the shipment or the volumetric weight of the shipment whichever is the higher and the volumetric weight is calculated in accordance with the volumetric conversion equation set out in our rate card.

19.3 The door to door delivery rates shown on our current rate card include provision for simple customs clearance formalities and we reserve the right to charge an extra administration fee where time-consuming excessive customs clearance work is needed to enable us to deliver your shipment to the receiver. Additional charges may therefore be applied in some countries for complex customs clearance activities and these include but are not limited to shipments that require:

- (i) formal customs entries involving more than three different commodities.
- (ii) customs bonds or the need to deliver goods under a customs bond.
- (iii) temporary import facilities
- (iv) clearances involving a government department other than the customs authority

We may in some countries make advance payments of import duty, taxes, penalties or have to post bond on behalf of the importer and where this additional service is provided a local administration fee will be charged to the receiver and you will be liable for this charge if he or she does not pay us.

19.4 You may give us special invoicing instructions or agree with the receiver of the shipment or another third party that he or she will pay our charges and/or any duties, taxes, penalties, bonds, assessments, expenses, surcharges and fines levied or incurred by us in connection with the shipment. If the receiver or other third party refuses to pay our charges for the carriage or reimburse us for any of the above costs you agree to pay these amounts within 7 days of us notifying you of the refusal to pay.

|   |                         |
|---|-------------------------|
| TNT ExpressConnect Shipping Technical Guide | Version: 1.2            |
|   | Date: 09 September 2014 |
|   |                         |

19.5 Our invoice does not include a copy of the Proof of Delivery (POD) which you agree may be validly obtained or provided in a digital or electronic format or any other additional documents.

19.6 Our invoices must be paid in the currency stated in the invoice or otherwise in a local currency against exchange rates provided by us.

19.7 With respect to time-guaranteed products that we may offer and that you order, if we fail to deliver your shipment within the time specified, if our failure was not caused by any events set out in condition 13.2 and if you notify us of your claim in compliance with condition 18, we will charge you, within the same product category as the service you ordered, for the actual delivery service provided (e.g. before noon) rather than charging the price we quoted for the service you asked for (e.g. before 9 am).

19.8 We have a general lien on all your shipments in our possession at any one time that gives us the right to sell the contents and retain the proceeds of sale in settlement of any amounts that you may owe us including amounts due for previously carried shipments or services.

19.9 You shall be liable for the payment of all duties, taxes and charges including stamp duties as applicable on the carriage and other services as well as on all documents including the consignment note.

## **20. YOUR INDEMNITY IN RESPECT OF EMPLOYEES**

You agree to indemnify us against and keep us harmless from all costs, claims, liabilities and demands of any nature arising directly or indirectly from the redundancy selective re-employment or transfer of any employee or former employee of yours or of any supplier or former supplier to you or of any third party which may in any way arise from the commercial relationship between us and you including but not limited to any liability arising under the European Community Acquired Rights Directive (77/187/EEC, as amended by Directive 2001/23/EC) or national implementing legislation thereof or under any other applicable employment legislation.

## **21. LAW AND JURISDICTION**

21.1 In the event that any term or condition is declared invalid or unenforceable such a determination shall not affect the other provisions of this contract of carriage all of which remain in force

21.2 Save as provided by any applicable convention disputes arising from or related to this contract shall be subject to the laws and the courts of country in which the subsidiary or affiliate of branch of TNT that accepts your shipment for carriage or performs other services is based.

|   |                         |
|---|-------------------------|
| TNT ExpressConnect Shipping Technical Guide | Version: 1.2            |
|   | Date: 09 September 2014 |
|   |                         |

## 11. APPENDIX III – Related Applications

There are two other ExpressConnect applications – ExpressConnect Tracking and ExpressConnect Pricing.

ExpressConnect Tracking allows customers to track multiple consignments through a direct connection to the TNT server.

The ExpressConnect Pricing functionality is available by using the Rate activity within ExpressConnect Shipping, but it also allows customers to retrieve the latest versions of TNT datasets. The available datasets are:

**Country** – giving the following information about each country:

- CODE
- NAME
- EURO
- CURRENCYCODE
- CSPHONE
- COLLDAYS
- DOMESTIC

**Currency** – giving the following information about each currency:

- CODE
- NAME
- DECPLACES

**PostCodeMask** – giving the following information about each country's Postcode mask within:

- COUNTRYCODE
- MASK

**TownGroup** – giving the following information about each town:

- COUNTRYCODE
- COMID
- TNGID
- DESCRIPTION

**Service** – giving the following information about each service:

- COUNTRYCODE
- DOC/NONDOC
- CODE
- DESCRIPTION

**Option** – giving the following information about each service:

- COUNTRYCODE
- DOC/NONDOC
- SERVICECODE
- OPTIONCODE
- DESCRIPTION

Separate documentation is available for using these applications.

|   |                         |
|---|-------------------------|
| TNT ExpressConnect Shipping Technical Guide | Version: 1.2            |
|   | Date: 09 September 2014 |
|   |                         |

## 12. Appendix IV – ITLL

- ITLL is only available for International shipments
- The option code is IT
- ITLL can only be combined with the following services

| Division | Product Code | Product Name               |
|----------|--------------|----------------------------|
| G        | 09D          | 9:00 EXPRESS (DOCS)        |
| G        | 12D          | 12:00 EXPRESS (DOCS)       |
| G        | 15D          | GLOBAL EXPRESS (DOCS)      |
| G        | 15N          | GLOBAL EXPRESS (NON DOCS)  |
| G        | 48N          | ECONOMY EXPRESS (NON DOCS) |

Note the following services are also available for ITLL but these are not currently available in ExpressConnect

| Division | Product Code | Product Name            |
|----------|--------------|-------------------------|
| G        | CBD          | X-BORDER (DOCS)         |
| G        | CBN          | X-BORDER (NON DOCS)     |
| G        | SSD          | SCANDINAVIAN (DOCS)     |
| G        | SSN          | SCANDINAVIAN (NON DOCS) |

- ITLL cannot be selected if an insurance value/currency has been used
- ITLL is NOT available to the following sender countries
  - Germany
  - South Africa
  - United Kingdom
- In the event of ITLL being selected in a situation where it is not available, the standard error message for an invalid service will be returned, i.e. error 353, invalid option for this service.

### ITLL Specification

#### **Commercial Definition of ITLL**

The commercial definition of ITLL that can be used in sales collateral reads:

"Should you require coverage above our current limits of liability for loss or damage, TNT Express can offer you our Increase to Limits of Liability (ITLL) that provides you coverage of up to €45 per kilo with a maximum of €25,000 per shipment. For shipments weighing less than 10 kilos, we agree to increase the limit of our liability to €450 per shipment."

#### **Legal Definition of ITLL (as per Terms and Conditions of 01-04)**

The legal definition of ITLL is given in Article 14 of Terms and Conditions (the complete document is attached below) which has been approved by Express/TNT Legal:

|   |                         |
|---|-------------------------|
| TNT ExpressConnect Shipping Technical Guide | Version: 1.2            |
|   | Date: 09 September 2014 |
|   |                         |

#### **14. INCREASED LIMITS OF LIABILITY FOR INTERNATIONAL SHIPMENTS**

- 14.1 An increased limit of liability (ITLL) can be purchased for international shipments by you from us for loss or damage to your shipment by completing the relevant box on the consignment note and paying the indicated charge.
- 14.2 On payment by you to us of our current charge for the increased limit of liability we will increase our limit of liability for loss or damage to your shipment to 45 Euros per kilogram for shipments of 10 kilograms and above and for loss or damage to shipments below 10 kilograms to 450 Euros per shipment. The maximum that we will pay you for the increased limits of liability that you purchase from us is 25,000 Euros per shipment.
- 14.3 Our increased limit of liability does not apply where:
- a) Our liability is excluded as set out in these terms and conditions.
  - b) You fail to elect to purchase the increase in our limit of liability.
  - c) You fail to pay us our charge for the increase in our limit of liability.
  - d) You have purchased from us insurance or have purchased from us a product where insurance is included
- 14.4 For the avoidance of doubt our increased limit of liability does not cover losses of a consequential nature (see clause 12.1) or delays in carriage or where the loss has arisen as a result of your breach of your obligations under these terms and conditions.



|   |                         |
|---|-------------------------|
| TNT ExpressConnect Shipping Technical Guide | Version: 1.2            |
|   | Date: 09 September 2014 |
|   |                         |

### 13. APPENDIX V - Recommended Resources

To download the Internet Explorer 5.5 browser:

<http://www.microsoft.com/windows/ie/previous/default.asp>

Useful XML resources:

<http://www.xml.com>

<http://www.topxml.com>

<http://www.xmlinfo.com/>

<http://msdn.microsoft.com/library/>

|   |                         |
|---|-------------------------|
| TNT ExpressConnect Shipping Technical Guide | Version: 1.2            |
|   | Date: 09 September 2014 |
|   |                         |

#### 14. APPENDIX VI - ExpressConnect Booking Confirmation

This is activated from the server automatically depending on the userid. If this feature is required it needs to be activated via your local TNT coordinator. Please note, this is not available for UK Domestic shipments.

Email sent from: booking.confirmation@tnt.com

Dear Sender Co

TNT services is pleased to advise you that your internet booking (GE700245016GB) for a shipment (of 1.4 kg) to be collected on Friday 26 January 2007, and delivered to Receiver Name using Global Express Priority has been processed.

Approximately two hours after TNT collects it, you will be able to instantly check the status of your shipment by simply clicking on the link below.

[GE700245016GB](#)

If you require further information you can contact your customer services department on the following telephone number: 0800 100 600

|   |                         |
|---|-------------------------|
| TNT ExpressConnect Shipping Technical Guide | Version: 1.2            |
|   | Date: 09 September 2014 |
|   |                         |

## 15. APPENDIX VII - Example Booking confirmation from backend systems

Please note, this is not available for UK Domestic shipments.

Email sent automatically if the EMAILREQD attribute is set on the BOOK element (see page 20).

Email sent from: **collection.request@tnt.com**

Dear Customer,

Thank you for choosing to work with TNT.

We would like to confirm the collection request details that have been raised with the following details

|   |   |
|---|---|
| Company Name:                           | MANAHEIM                                  |
| Address:                                | 1 TEST ONLY<br>2 TEST ONLY<br>3 TEST ONLY |
| Town:                                   | TEL AVIV<br>TEL AVIV                      |
| Contact Name:                           | GRAHAM TESTONLY                           |
| Collection Date:                        | 15.01.2007                                |
| Open and Close time collection address: | 14.00 15.00                               |

Your collection request number is: TLV 810126

For more information please visit <http://www.TNT.com> or call (+972) 8 9140222

For more information on our shipping terms please visit our website.

|   |                         |
|---|-------------------------|
| TNT ExpressConnect Shipping Technical Guide | Version: 1.2            |
|   | Date: 09 September 2014 |
|   |                         |

## 16. APPENDIX VIII - Advanced Shipping Notification

If a receiver's email <CONTACTEMAIL> is entered within the <RECEIVER> element of the shipping input XML an automatic Advanced Shipping Notification email is sent to the specified email address. The format of the email is as follows:

-----  
From: consignment.notification@tnt.com  
Subject : Advanced Consignment Notification

TNT services is pleased to advise you that Sender Co has made arrangements for a shipment (of 1.4 kg) to be collected from them on Friday 26 January 2007 for delivery to Receiver Name using Global Express Priority.

Approximately two hours after TNT collects it, you will be able to check the status of your shipment by simply clicking on the address below.

[Click here to track your shipment](#)

Alternatively you can use the shipment number, GE700245016GB to track the progress of your shipment using any of these free services provided by TNT. In addition, if Sender Co has given you a reference, you can use it to track.

Tracking on the move using any WAP enabled device - For more information [click here](#)

Tracking via email - For more information [click here](#)

Tracking via SMS - For more information [click here](#)

Tracking via the Internet - For more information [click here](#)

If you would like to know more about the services provided by TNT, simply connect to <http://www.tnt.com> at any time.

-----

|   |                         |
|---|-------------------------|
| TNT ExpressConnect Shipping Technical Guide | Version: 1.2            |
|   | Date: 09 September 2014 |
|   |                         |

## 17. APPENDIX IX - TNT RETURNS PAPERWORK

If the <EMAILTO> element in the print activity of the shipping input XML is filled with a valid email address an email is sent to the specified email address with the documentation files as HTML attachments. The format of the email is shown below. It is possible to arrange for alternative email formats to be used. This can be arranged via your local TNT representative.

-----  
From: consignment.notification@tnt.com  
Subject : Advanced Consignment Notification

TNT has been assigned to arrange the transport of a consignment from you. Please use the attached consignment note and labels to prepare the shipment you need to return

Please prepare your shipment by placing the TNT label on the piece(s) and use the TNT manifest to hand over to the TNT driver that will collect your consignment. If your shipment(s) are customs controlled you must also print the TNT consignment notes and invoice and hand over to the TNT driver.

Thank you in advance for your cooperation.

TNT Express

**Local Contacts available on your TNT website: <http://www.TNT.com>**

|   |                     |
|---|---------------------|
| TNT ExpressConnect Shipping Technical Guide | Version: 5.3        |
|   | Date: 03 March 2011 |
|   |                     |

## 18. APPENDIX X – VB Script sample

```

'FILE: Sample_HTTP_shipping_request.vbs
'AUTH: Paul Horsley
' Folders required C:\expressconnect
' Folders required C:\expressconnect\original // Put your request XML message
here with file name "TEST.xml"
' Ensure the <SHIPDATE> tag has a date of today or in the future, in the format
"DD/MM/YYYY"

Const TristateTrue = -1
Const TristateFalse = 0

xml_out = ""

'note ----- The shipping request XML document
dim objText
dim objfilesys
dim objSite
Dim iAccessCodeLen

Dim sfolder
Dim sfilename
Dim sUrl
Dim xml_in
Dim AccessCode
iAccessCodeLen = 7

sUrl = "https://iconnection.tnt.com/ShipperGate2.asp"

sfolder = "C:\expressconnect\"
Wscript.Echo WScript.Scriptname &" : Calling TNT Express Connect Shipping @
" & sUrl

sFileName = "TEST.xml"

set objfilesys = wscript.createobject("scripting.filesystemobject")
' For input files with ANSI encoding

' Set the format argument to "TristateTrue" (-1) for Unicode files, or
"TristateFalse" (0) for ASCII files
set objText = objfilesys.opentextfile(objfilesys.BuildPath(sfolder , "original\" &
sfilename) , 1 ,False ,TristateFalse)
' Read in the request XML to xml_in variable
xml_in = objText.ReadAll
objText.close

' Encode the request XML
xml_in = HEXThisStream(xml_in)

```

|   |                     |
|---|---------------------|
| TNT ExpressConnect Shipping Technical Guide | Version: 5.3        |
|   | Date: 03 March 2011 |
|   |                     |

' Send the encoded XML and place the result in AccessCode variable  
AccessCode = Sendxml (xml\_in , "Shipping Connection response")

' Store the result in the "C:\expressconnect\" folder

PersistXmlTestResults sfolder , "AccessCode=" & AccessCode, "AccessCode"

' Extract just the numeric access code from the response  
AccessCode = Right( AccessCode,iAccessCodeLen)

' Display the returned AccessCode. The access code is a unique number that identifies the data for this submission.

' This is used in subsequent calls to retrieve the document, and summary information XML in subsequent calls.

MsgBox "AccessCode - " & AccessCode

' Retrieve the consignment document XML

' The document XML will only be available if the appropriate tag has been included in the <PRINT> node

' of the original request XML. For all four documents to be available the following XML would need to be included

' with the appropriate reference or consignment number. "ref12" in the example below:

```
'
'
'      <PRINT>
'          <CONNOTE>
'              <CONREF>ref12</CONREF>
'          </CONNOTE>
'          <LABEL>
'              <CONREF>ref12</CONREF>
'          </LABEL>
'          <MANIFEST>
'              <CONREF>ref12</CONREF>
'          </MANIFEST>
'          <INVOICE>
'              <CONREF>ref12</CONREF>
'          </INVOICE>
'      </PRINT>
```

' Retrieve the consignment note XML if the <CONNOTE> tag has been included in the <PRINT> node

Xml\_In="GET\_CONNOTE:" & AccessCode

SendXml Xml\_In, "Get\_Connote"

' Retrieve the commercial invoice XML if the <INVOICE> tag has been included in the <PRINT> node

Xml\_In="GET\_INVOICE:" & AccessCode

|   |                     |
|---|---------------------|
| TNT ExpressConnect Shipping Technical Guide | Version: 5.3        |
|   | Date: 03 March 2011 |
|   |                     |

SendXml Xml\_In, "Get\_Invoice"

*' Retrieve the manifest XML if the <MANIFEST> tag has been included  
' in the <PRINT> node*

Xml\_In="GET\_MANIFEST:" & AccessCode

SendXml Xml\_In, "Get\_Manifest"

*' Retrieve the label XML if the <LABEL> tag has been included  
' in the <PRINT> node*

Xml\_In="GET\_LABEL:" & AccessCode

SendXml Xml\_In, "Get\_Label"

*'Retrieve the result summary information XML*

Xml\_In="GET\_RESULT:" & AccessCode

SendXml Xml\_In , "Get\_Result\_"

*' Process finished*

MsgBox "Done all"

*' Encode the request XML before submitting to ExpressConnect*

Function HEXThisStream ( sInput )

Dim i, k ' Numeric variables

Dim s, staticChars, t ' String variable

*'Create a string of safe / status characters taht do not need encoding*

staticChars =

"abcdefghijklmnopqrstuvwxyzABCDEFGHIJKLMNOPQRSTUVWXYZ0123456789"

*'Test if the input string is NULL then exit, return a blank string*

if IsNull(sInput) then

HEXThisStream = ""

exit function

end if

*' Copy sInput string into local var s*

s = sInput

*' Iterate the s var content 1 character at a time*

For i = 1 To Len ( s )

*' Get the numeric ascii value for the current character*

k = Asc ( Mid ( s , i , 1 ) )

*' Test If the current character is one of the staticChars*

If InStr( 1 , staticChars , Chr ( k ) , 1 ) > 0 Then

*' If Test = true*

*' Add current character to temp string*

t = t & Chr(k)

Else



|   |                     |
|---|---------------------|
| TNT ExpressConnect Shipping Technical Guide | Version: 5.3        |
|   | Date: 03 March 2011 |
|   |                     |

```

' If test = False
' Test if the current character is a space
If k = 32 Then ' ASCII representation of Space char
    ' If True
    ' add "+" character to the temp string
    t = t & "+"
Else
    ' If False
    ' add a fixed "%" character + the HEXidecimal value fixed
    ' ( additional 0 included as a pad character / used when
    ' and encoding needs a double byte ("0D","0A" etc etc)
    t = t & "%" & Right ( "0" & ( Hex ( k ) ) , 2 )
End If
End If
Next

'Copy the temp string output to the function handle
HEXThisStream = t
End Function

' Send the encoded XML to ExpressConnect
Function SendXML(xmlin , sxmlType)
    Dim xmlout
    'note ----- create a socket connection object
    dim httpOb

    set httpOb = WScript.CreateObject("Microsoft.XMLHTTP")

    'note ----- open socket connection to given IP address and entry file
    httpOb.Open "POST", sUrl , false, "", ""

    'note -----display error message if socket opening fails
    if Err Then
        Wscript.Echo "Error connecting: "&Err.Number&" "& Err.Description
    else
        'note ----- if opening socket works send XML
        httpOb.setRequestHeader "Content-Type","application/x-www-form-
urlencoded"

```

|   |                     |
|---|---------------------|
| TNT ExpressConnect Shipping Technical Guide | Version: 5.3        |
|   | Date: 03 March 2011 |
|   |                     |

```

xmlin = "xml_in=" & xmlin
' Send the XML to ExpressConnect
httpObj.Send xmlin

```

```

'note ----- store returned XML result
xmlout = httpObj.responseText
PersistXmlTestResults sFolder , xmlout , sxmlType

```

```
end if
```

```

'note ----- release socket object
set httpObj = Nothing

```

```
SendXML = xmlout
```

```
End Function
```

```
' Write the retrieved XML to the "C:\expressconnect" folder
```

```
Function PersistXmlTestResults(sFldr , Xml , xmlType)
```

```
Dim fs
```

```
Dim oFile
```

```
Dim ioFile
```

```
Set fs=CreateObject("Scripting.FileSystemObject")
```

```
ioFile = fs.BuildPath(sFldr , xmlType & ".xml")
```

```
set oFile=fs.CreateTextFile(ioFile, True , True)
```

```
oFile.write xml
```

```
oFile.close
```

```
set fs = nothing
```

```
End Function
```

|   |                     |
|---|---------------------|
| TNT ExpressConnect Shipping Technical Guide | Version: 5.3        |
|   | Date: 03 March 2011 |
|   |                     |

## 19. APPENDIX XI – Modulus 11 or 7 Check Digit

To validate a consignment number, a modulus 11 or 7 check digit is used. This method creates a digit which will be appended to the end of a consignment number. The digit is created from each of the other digits in the consignment.

Steps taken:

- Assign weights to the digits. In the case of Express Connect, the weights are 8, 6, 4, 2, 3, 5, 9 and 7
- Multiply each digit in the consignment by its assigned weight.
- Add together the results.
- Divide the result by 11 or 7, depending on which modulus you are using.
- Subtract the remainder from 11 or 7 – leaving behind the check digit.

Example for modulus 11:

Con: 40392321

$$4 * 8 = 32$$

$$0 * 6 = 0$$

$$3 * 4 = 12$$

$$9 * 2 = 18$$

$$2 * 3 = 6$$

$$3 * 5 = 15$$

$$2 * 9 = 18$$

$$1 * 7 = 7$$

$$32 + 0 + 12 + 18 + 6 + 15 + 18 + 7 = 108$$

$$108 / 11 = 9.81818182$$

$$0.81818182 * 11 = 9$$

$$11 - 9 = 2$$

Check digit = 2

NOTE: if the remainder is 0 or 1, the subtraction will result in either 10 or 11 (two digit check digits are not allowed). To resolve this, if the check digit is 11, then it is changed to 5. If the check digit is 10, then it is changed to 0.

|   |                     |
|---|---------------------|
| TNT ExpressConnect Shipping Technical Guide | Version: 5.3        |
|   | Date: 03 March 2011 |
|   |                     |

## 20. Appendix XII – Group Codes

GroupCode is a TNT assigned ID to start batch/Grouping activities. Including the tag <SHOW\_GROUPCODE/> will return a group code.

**Example:** The first order of the day is sent to TNT and TAG <SHOW\_GROUPCODE/> is present. Successful results from TNT would show:

```
<?xml version="1.0" standalone="yes"?><document>
<GROUPCODE>9799763</GROUPCODE>
<CREATE>
<CONREF>TEST1</CONREF>
<CONNUMBER>GE466478018SE</CONNUMBER>
<SUCCESS>Y</SUCCESS>
</CREATE>
<PRINT>
* Returns confirm of requested printables....
</PRINT>
</document>
```

The users system should store this returned GROUPCODE and insert it into all following orders that should be grouped under this TNT generated / assigned code.

After a GROUPCODE has been created, it can then be included in all relevant requests to group the cons.

```
<!--Example request with group code -->
<LOGIN>
  <COMPANY>TOYOTAMHET</COMPANY>
  <PASSWORD>T0YO7@@@</PASSWORD>
  <APPID>EC</APPID>
  <APPVERSION>2.2</APPVERSION>
</LOGIN>
<CONSIGNMENTBATCH>
<GROUPCODE>9799763</GROUPCODE>
<SENDER>
  <COMPANYNAME>BT Europe AB</COMPANYNAME>
```